

# Capital Plan 2013

---



# **Capital Plan 2013**

## **Part 1**

### **Facility Services Report**

#### **BF-D-1**

**Board Approved: January 22, 2014**

**Sections A to J**

## Index

<b>Glossary of Terms</b>	<b>3</b>
<b>Introduction</b>	<b>4</b>
<b>Simcoe County Growth</b>	<b>9</b>
<b>Enrolment</b>	<b>10</b>
<b>Section A - Recommended Accommodation &amp; Attendance Area Studies</b>	<b>11</b>
• Recommendation 1: Attendance Area Review : Alliston Union PS and Cookstown Central PS	<b>12</b>
• Recommendation 2: Attendance Area Review: Port McNicoll PS, Victoria Harbour ES and Waubaushene ES	<b>14</b>
<b>Section B - Capital Priorities</b>	<b>17</b>
<b>Section C - Full Day Early Learning Kindergarten Program</b>	<b>24</b>
<b>Section D – Future Accommodation/Attendance Area Reviews</b>	<b>27</b>
<b>Section E – French Immersion/Extended French as a Second Language</b>	<b>28</b>
<b>Section F – Program Renewal</b>	<b>31</b>
<b>Section G – Facility Partnerships</b>	<b>32</b>
<b>Section H – Environmental Initiatives</b>	<b>33</b>
<b>Section I - Surplus Property</b>	<b>40</b>
<b>Section J - Child Care</b>	<b>41</b>

## **Index - Continued**

### **Section K – Elementary Planning Review Areas**

• Southwest Elementary Planning Review Area	<b>43</b>
• Northwest Elementary Planning Review Area	<b>53</b>
• North Elementary Planning Review Area	<b>63</b>
• East Elementary Planning Review Area	<b>73</b>
• Central Elementary Planning Review Area	<b>83</b>
• Northeast Barrie Elementary Planning Review Area	<b>93</b>
• Northwest Barrie Elementary Planning Review Area	<b>103</b>
• Southwest Barrie Elementary Planning Review Area	<b>113</b>
• Southeast Barrie Elementary Planning Review Area	<b>123</b>
• Southeast Central Elementary Planning Review Area	<b>133</b>
• Southeast Elementary Planning Review Area	<b>144</b>

### **Section L– Secondary Planning Review Area**

• Northeast Secondary Planning Review Area	<b>155</b>
• North Secondary Planning Review Area	<b>165</b>
• Northwest Secondary Planning Review Area	<b>175</b>
• Barrie Secondary Planning Review Area	<b>185</b>
• Southwest Secondary Planning Review Area	<b>195</b>
• Southeast Secondary Planning Review Area	<b>205</b>

## Glossary of Terms

### **Learning Environment**

Refers to the condition of educational spaces as they relate to the effectiveness of teaching spaces for program delivery.

### **On-the-Ground Capacity (OTG)**

The capacity of the school as determined by the Ministry of Education by loading all instructional spaces within the facility to current Ministry standards for class size requirements and room areas.

### **Primary Class Size (PCS)**

A province wide initiative to reduce primary class sizes. Boards must have 90% of their primary classes at 20 pupils or fewer. No primary or combined grade 3-4 class can exceed 23 pupils.

### **Prohibitive to Repair (PTR)**

A school facility is deemed “Prohibitive to Repair” when the cost of renewing the building surpasses 65% of the cost of replacing the existing building (FCI>65%).

### **Accommodation Review Committee (ARC)**

The review of two or more schools in order to develop viable and practical solutions for the accommodation of students within an accommodation review area. Reviews are to take place in accordance with Policy 2313, Pupil Accommodation Review.

### **Attendance Area Review (AAR)**

The review of attendance areas of two or more schools in order to balance enrolment to address accommodation pressures being experienced at schools.

### **Secondary Plans**

Secondary Plans are long range municipal planning documents which direct major infrastructure: arterial roads, servicing, schools, and community parks.

## Introduction

Capital Planning is a five year rolling endeavor. Staff will continue to monitor each planning area as well as proposing study areas based on different Ministry initiatives which may alleviate certain “pressure points”, or perhaps create new ones. Staff recommend to the Board of Trustees which study areas should be considered annually, with recommendations presented back to the Board of Trustees for a decision. Study areas are based on three distinct accommodation factors: condition of school facilities, program delivery, and enrolment fluctuations. These factors are the basis for the delivery of quality learning environments for current and future students of Simcoe County.

### 2007 Capital Plan:

The Capital Plan recommended that five Accommodation Review Committees (ARCs) be undertaken and two Attendance Area Reviews (AARs). The Board approved these recommendations:

ARC A – Orillia DCVI, Park Street CI and Twin Lakes SS

ARC B – Collingwood CI, Elmvale DHS, Midland SS, Penetanguishene SS and Stayner CI

ARC C – Andrew Hunter ES, Hillcrest (Barrie) PS, Portage View PS, Prince of Wales PS and Warnica PS

ARC D – Alliston Union PS, Cookstown Central PS, Tecumseth Beeton PS, Tecumseth North PS

ARC E – Byng PS, Clearview Meadows ES, Duntroon Central PS, Nottawa PS and Nottawasaga/Creemore PS  
(suspended then re-started)

AAR – Bradford ES, Fred C. Cook ES, Fieldcrest ES, Sir William Osler PS and W.H. Day ES

AAR - Codrington PS, Cundles Heights PS, Johnson St. PS, Maple Grove PS, Oakley Park PS, Steele St. PS, and Terry Fox ES

The ARCs and the AARs have been completed

## Introduction Continued

### 2008 Capital Plan:

The Ministry announced a new capital funding process to school boards. A Capital Priorities template was to be completed identifying priority projects that were required up to and including the 2011-2012 school year. Only capital projects for permanent accommodation were identified as priority projects. Ministry funding was allocated on a project by project basis, based on the ministry benchmark costs for growth, PTR, and other factors that included localized accommodation pressure, consolidation, program enhancements, and facility retrofit. Seven priority projects were submitted to the Ministry on October 31, 2008, with supporting business cases:

Barrie Central CI	Replacement School
Painswick South ps	Growth School
Angus Morrison ES	Consolidation with Frederick Campbell ES
Fred C. Cook ES	Replacement School as well as consolidation with Bradford ES
Bradford South ps	Growth School
Ardtree/Cumberland Beach PS	Replacement as well as a consolidation of the two schools
Baxter Central PS	Septic Replacement which was to supplement the PTR funding of the Annex.

The Ministry approved capital priority projects for Angus Morrison ES and Baxter Central PS.

In addition to the priority capital projects, the Board approved two elementary and one secondary AAR.

AAR: Assikinack PS, Ferndale Woods ES, Trillium Woods ES and new Ardagh North ES

AAR: Admiral Collingwood ES, Cameron St. PS, Connaught PS, Mountain View ES, Nottawa C. ES and Worsley PS

AAR: Bradford DHS and Nantyr Shores SS

### 2009 Capital Plan:

The Ministry did not request the Board to submit any capital projects.

The Board approved one elementary and one secondary ARC as well as one elementary and two secondary AARs.

ARC: Byng PS, Clearview Meadows ES, Duntroon Central PS, Nottawa PS, and Nottawasaga/Creemore PS (suspended then re-started)

ARC: Barrie Central CI, Barrie North CI, Bear Creek SS, Eastview SS and Innisdale SS.

AAR: East Oro PS and Harriett Todd PS.

AAR: Barrie Central CI and Bear Creek SS.

AAR: Banting Memorial HS, Bear Creek SS, Stayner CI, Nottawasaga Pines SS

## Introduction Continued

### 2010 Capital Plan:

The Ministry requested boards to submit a five year capital plan to enable the Ministry to look at long term capital needs in the province. A Capital Priorities template was completed identifying priority projects that were required up to and including the 2015-2016 school year. Only projects for permanent accommodation were identified as priority projects. Ministry funding was allocated on a project by project basis, based at the ministry benchmark costs for growth, PTR, and other factors that included localized accommodation pressure, consolidation, program enhancements, and facility retrofit. Twelve priority projects were submitted to the Ministry in January 2010, with supporting business cases:

Bradford ES/Fred C Cook ES	Consolidation and replacement school
New Orillia ss	Consolidation and replacement school
Innishore South ps	Growth school
South Barrie ss	Growth school
Alliston Union PS	Replacement/Growth school
Ardrea Cumberland Beach PS	Replacement school
Bradford South West ps	Growth school
Nottawasaga Creemore PS	Replacement school
Alcona South ps	Growth school
Victoria Harbour ES	Addition/Renovation
Coldwater PS	Addition
Warminster ES	Addition

The Ministry approved the following capital priority projects: Bradford ES/Fred C Cook ES replacement school, Innishore South PS growth school and Alliston Union PS replacement.

In addition to the priority capital projects, the Board approved three elementary ARCs and one elementary AAR.

ARC	Port McNicoll PS, Victoria Harbour ES, Waubauskene Pines ES and Waubauskene PS.
ARC	Coldwater PS, Moonstone ES and Warminster PS.
ARC	Alliston Union PS and Ernest Cumberland ES.
AAR	Mapleview Heights ES, Warnica PS and Willow Landing ES.



## Introduction Continued

### 2011 Capital Plan:

The Ministry requested boards to submit a five year capital plan to enable the Ministry to look at long term capital needs in the province. A Capital Priorities template was completed identifying priority projects that were required up to and including the 2015-2016 school year. Only projects for permanent accommodation were identified as priority projects. Ministry funding is to be allocated on a project by project basis, based at the ministry benchmark costs for growth, PTR, and other factors that included localized accommodation pressure, consolidation, program enhancements, and facility retrofit. Eight priority projects were submitted to the Ministry in January 2011, with supporting business cases:

New Orillia ss	Consolidation and replacement school
Bradford South West ps	Growth school
South Barrie ss	Growth school
Elmvale DHS	Addition/Renovation
Barrie Central CI	Partnership/Replacement
Ardtree Cumberland Beach PS	Replacement school
Nottawasaga Creemore PS	Replacement school
Victoria Harbour ES	Addition/Renovation

In addition to the priority capital projects, the Board approved three elementary and one secondary AAR.

AAR	Alcona Glen ES, Goodfellow PS, Innisfil Central PS, Killarney Beach PS and Sunnybrae PS
AAR	Ferndale Woods ES and Holly Meadows ES
AAR	Hewitt's Creek ES and new Innishore South ps
AAR	Orillia District CVI, Park Street CI and Twin Lakes SS

All four AARs have been undertaken .

The Alcona community attendance area is currently suspended until the Board receives notice regarding the new Alcona South ps. It is anticipated that funding announcements will occur in Spring 2014.

The other AARs are complete.

## Introduction Continued

### 2012 Capital Plan:

The Ministry requested boards to submit a five year capital plan to enable the Ministry to look at long term capital needs in the province. A Capital Priorities template was completed identifying priority projects that were required up to and including the 2015-2016 school year. Only projects for permanent accommodation were identified as priority projects. Ministry funding is to be allocated on a project by project basis, based at the ministry benchmark costs for growth, PTR, and other factors that included localized accommodation pressure, consolidation, program enhancements, and facility retrofit. Ten priority projects were submitted to the Ministry in January 2012, with supporting business cases:

New Orillia ss	Consolidation and replacement school
Bradford South West ps	Growth school
New South Barrie ss	Growth school
Innisfil Central PS	Addition/Renovation
Elmvale DHS	Addition/Renovation
Victoria Harbour ES	Addition/Renovation
Nottawasaga Creemore PS	Addition/Renovation
Ardrea Cumberland Beach PS	Replacement school
Barrie Central CI	Replacement school
Midland SS	Consolidation/Renovation

In January 2013, the Ministry announced approval for three capital priorities; Orillia Replacement ss, Bradford South ps, and South Barrie ss.

In addition to the priority capital projects, the Board approved one secondary ARC and one secondary AAR.

ARC	Midland SS and Penetanguishene SS
AAR	Barrie North CI and Elmvale SS

Both studies are currently underway.

In October 2013, the Board amended the 2012 Capital Priority list and business cases were submitted to the Ministry for:

Alcona South ps	Growth School
Elmvale DHS	Addition/Renovation
Victoria Harbour ES	Addition/Renovation/Consolidation
Ardrea/Cumberland Beach PS	Replacement School
Barrie Central CI	Replacement School
Midland/Penetanguishene SS	Consolidation

## Simcoe County Growth

Simcoe County is comprised of 16 municipalities and two separated cities, with a population of 439,500 people.

In June 2006, the Province issued a new and substantive plan to better manage growth in the Greater Golden Horseshoe: the Growth Plan for the Greater Golden Horseshoe. The Growth Plan sets out a 25 year vision and integrated policies to curb urban sprawl and create livable neighborhoods and communities, while protecting valuable natural areas and water resources.

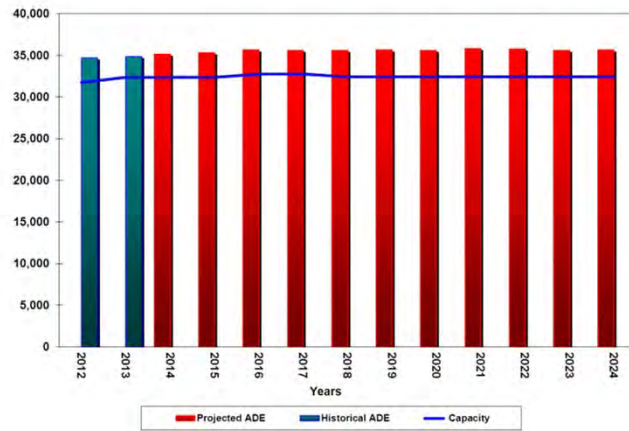
Simcoe Area: A Strategic Vision for Growth builds on the award winning Growth Plan for the Greater Golden Horseshoe, 2006. It proposes a strategy for the Simcoe area including Simcoe County, the City of Barrie and the City of Orillia and provides direction on managing growth that is occurring in this complex area governed by multiple municipal governments.

In October 2010, the Province released an amendment to the Simcoe Area vision for consultation, proposed Amendment No. 1 (OPA#1). Revisions to OPA#1 included adding Midland/Penetanguishene as an urban node and recognized the economic importance of the Lake Simcoe Regional Airport, Casino Rama, and two Highway 400 employment nodes at Highway 88 and at Innisfil Beach Road. The following chart illustrates the growth proposed as a result of OPA#1:

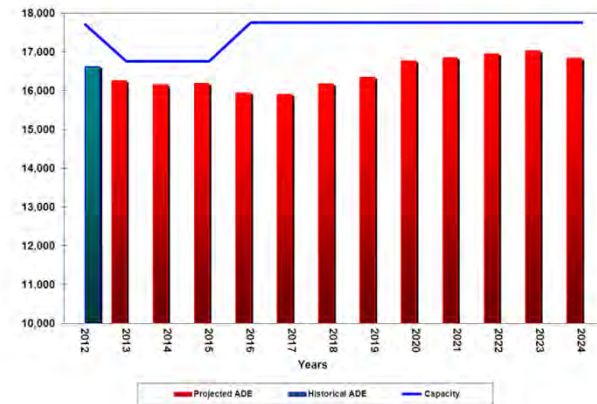
### Population Allocations for Single - and Lower-Tier Municipalities

MUNICIPALITY	2011 CENSUS	PROPOSED COUNTY OPA NO.1	Net Growth Proposed
<b>Municipalities with Urban Nodes</b>			
Barrie	135,711	210,000	74,289
Orillia	30,586	41,000	10,414
Bradford West Gwillimbury	28,077	50,500	22,423
Collingwood	19,241	33,400	14,159
New Tecumseth	30,234	56,000	25,766
Midland	16,572	22,500	5,928
Penetanguishene	9,111	11,000	1,889
<b>Subtotal</b>	<b>269,532</b>	<b>424,400</b>	<b>154,868</b>
<b>Other Municipalities</b>			
Adjala-Tosorontio	10,603	13,000	2,397
Clearview	13,734	19,700	5,966
Essa	18,505	21,500	2,995
Innisfil	33,079	56,000	22,921
Oro-Medonte	20,078	27,000	6,922
Ramara	9,275	13,000	3,725
Severn	12,377	17,000	4,623
Springwater	18,223	24,000	5,777
Tay	9,736	11,400	1,664
Tiny	11,232	12,500	1,268
Wasaga Beach	17,537	27,500	9,963
<b>Subtotal</b>	<b>174,379</b>	<b>242,600</b>	<b>68,221</b>
<b>Total</b>	<b>443,911</b>	<b>667,000</b>	<b>223,089</b>

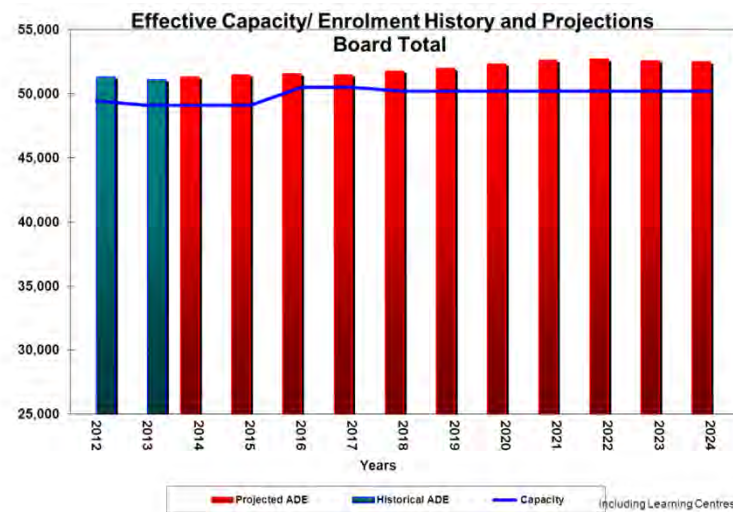
## Enrolment Summary



Effective Capacity/ Enrolment History and Projections  
Total Elementary



Effective Capacity/ Enrolment History and Projections  
Total Secondary



Including Learning Centres

## Section A - Recommended Accommodation and Attendance Area Studies

The following chart summarizes the planning studies being recommended.

Recommended Planning Studies To Commence In 2014/2015				
Study Name	Schools Involved	Planning Review Area	Type Of Study	Date To Commence Study
AAR 2014:01	Alliston Union PS Cookstown Central PS	Southeast Central Elementary	Attendance Review	Fall 2014
AAR 2014:02	Victoria Harbour ES Port McNicoll PS Waubashene ES	North Elementary	Attendance Review	Fall 2014

## Section A - Recommended Accommodation and Attendance Area Studies

### **RECOMMENDATION 1:**

***South Central Elementary Planning area that includes Alliston Union Public School and Cookstown Central Public School.***

**Alliston Union PS** is currently being constructed as a replacement school with an opening date of September 2014. It is situated on a 6 acre site. New attendance boundaries aligning boundaries between Ernest Cumberland ES and the new Alliston Union PS will take effect upon opening.

**Cookstown Central PS** was constructed 1959 with additions in 1971, 1995, and 2011 and is situated on a 15.5 acre site. The mechanical, electrical, structural and overall aesthetics of the building are in fair to good condition. Life safety systems are not in compliance with current standards. The school is serviced by a private septic system. Cookstown Central PS is fully accessible. Cookstown Central has stable enrolment.

The recommended solution involves transferring approximately 11 students from Cookstown Central PS to Alliston Union PS. The primary purpose of the attendance area change is to transfer the “Tree Top” and “Green Briar” subdivisions to Alliston Union PS. No additional capital funding is required at this time.

The following maps illustrate the solution to Recommendation 1.

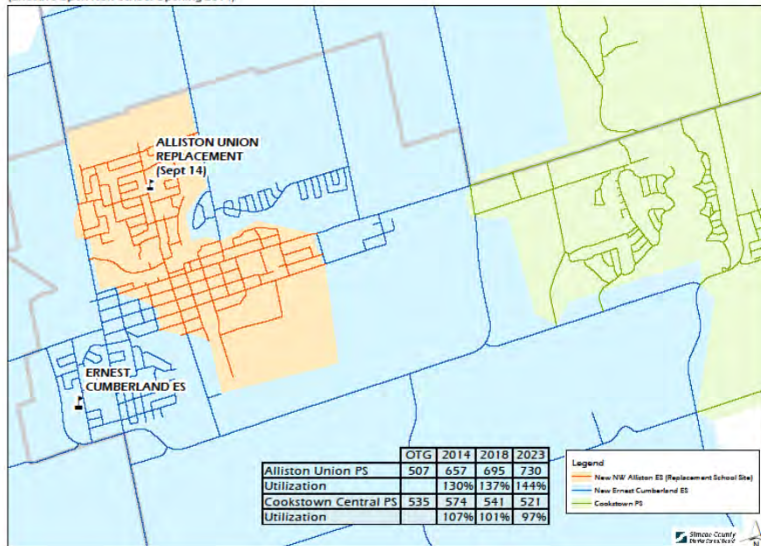
The specific information for these schools is found on pages 43 to 52 and 133 to 143.



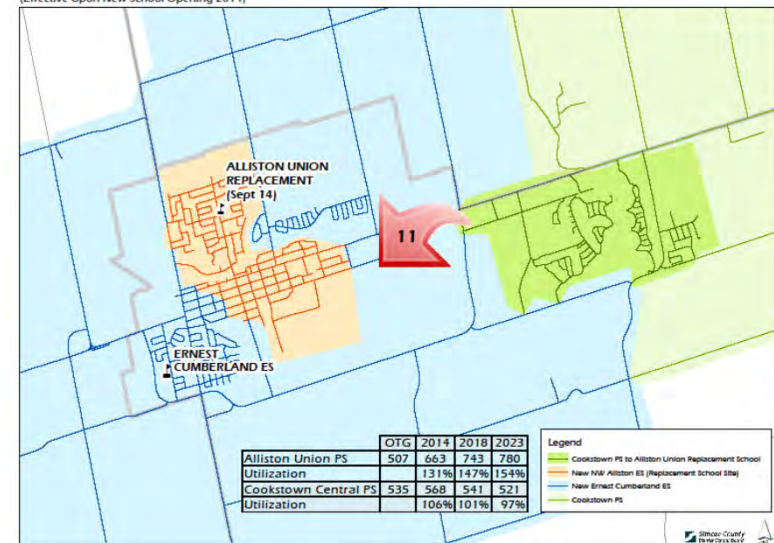
## Section A - Recommended Accommodation and Attendance Area Studies

### RECOMMENDATION 1

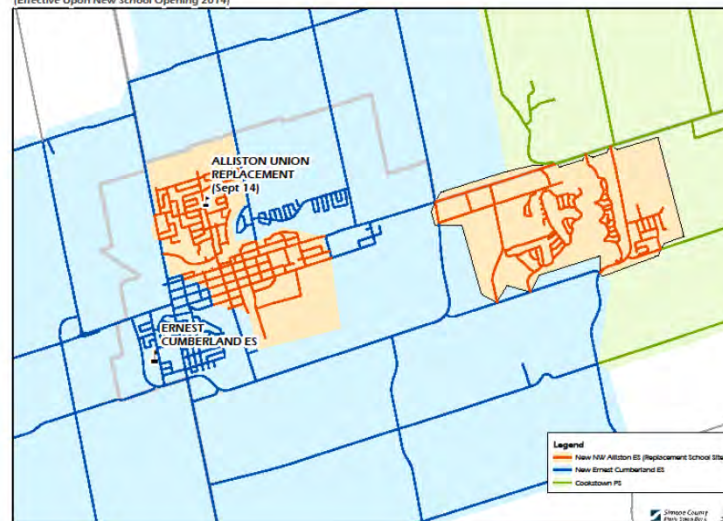
Alliston Elementary School Attendance Boundary Changes  
Map 1: Current Attendance Boundary  
(Effective Upon New School Opening 2014)



Alliston Elementary School Attendance Boundary Changes  
Map 2: Proposed Students Transfer  
(Effective Upon New School Opening 2014)



Alliston Elementary School Attendance Boundary Changes  
Map 3: Proposed Attendance Boundary  
(Effective Upon New School Opening 2014)



## Section A - Recommended Accommodation and Attendance Area Studies

### RECOMMENDATION 2:

**That an Attendance Area Review be undertaken commencing in November 2014, in the North Elementary Planning area that includes Port McNicoll PS, Victoria Harbour ES and Waubaushene ES.**

**Port McNicoll** was constructed in 1920 with an addition in 1974 and is situated on a 6.4 acre site. The mechanical, electrical, and structural systems are in poor condition and are in need of replacement and major repair. Improvements to flooring, paint and classroom acoustics are required. Minimum life safety systems are present in the building but do not meet the requirements of today's building standards. Classrooms do not have sufficient electrical service. The school is not accessible. The building envelope requires new windows and doors. The overall aesthetics require upgrading throughout. Programming enhancement is required. Enrolment is projected to decrease.

**Victoria Harbour** was constructed in 1961 with additions in 1967, 1981 and 1999 and is situated on a 9.6 acre site. The building is in good condition and is generally accessible. Life safety systems are in place but do not comply with today's building standards. Improvements to parking areas are required. The aesthetics within classroom spaces are good. Programming enhancement is required. Enrolment is projected to be stable with a slight increase.

**Waubaushene ES** was constructed in 1920 with additions in 1962 and 1985 and is situated on a 2 acre site. The mechanical, electrical, and structural systems are failing. Improvements to flooring, paint and ceiling tiles are required. Minimal life safety systems are present but do not meet the requirements of today's building code. Classrooms do not have sufficient electrical service. The school is not accessible. Enrolment is projected to decrease.

An Accommodation Review was completed in May 2012 with a recommendation to consolidate Port McNicoll PS, Victoria Harbour and Waubaushene ES into one school at the Victoria Harbour ES site. The closing date of Port McNicoll PS and Waubaushene ES is June 30, 2015. A capital priority has been submitted to support the consolidation.



## Section A - Recommended Accommodation and Attendance Area Studies

### RECOMMENDATION 2

The proposed solution involves the consolidation of the three schools into one elementary school at the Victoria Harbour site. In order for the consolidation to occur, a capital priority has been submitted to increase the on the ground capacity of Victoria Harbour and complete program enhancements.

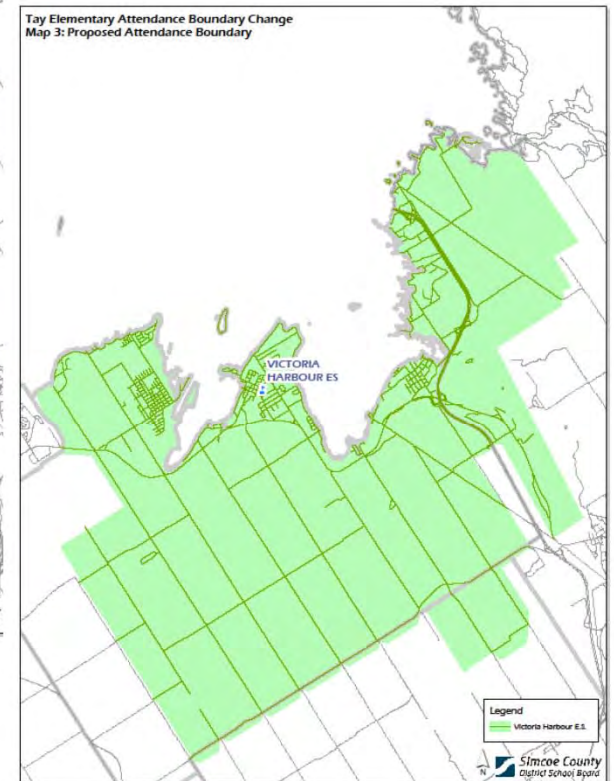
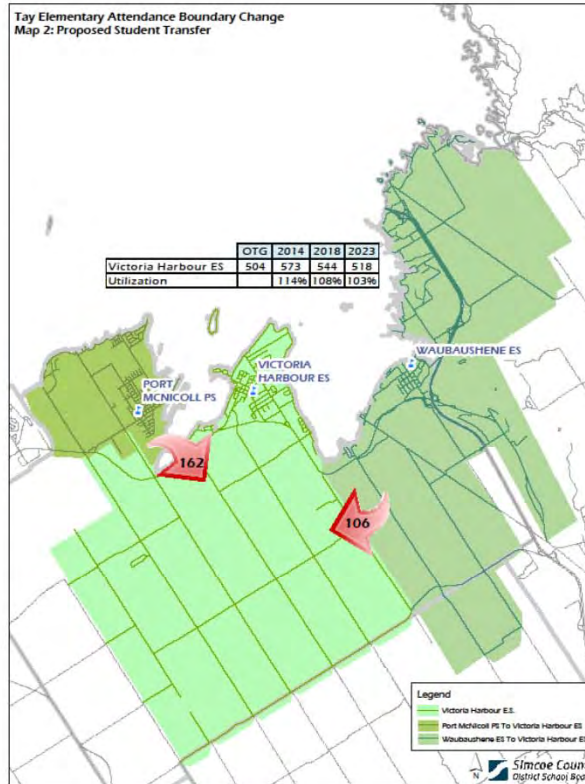
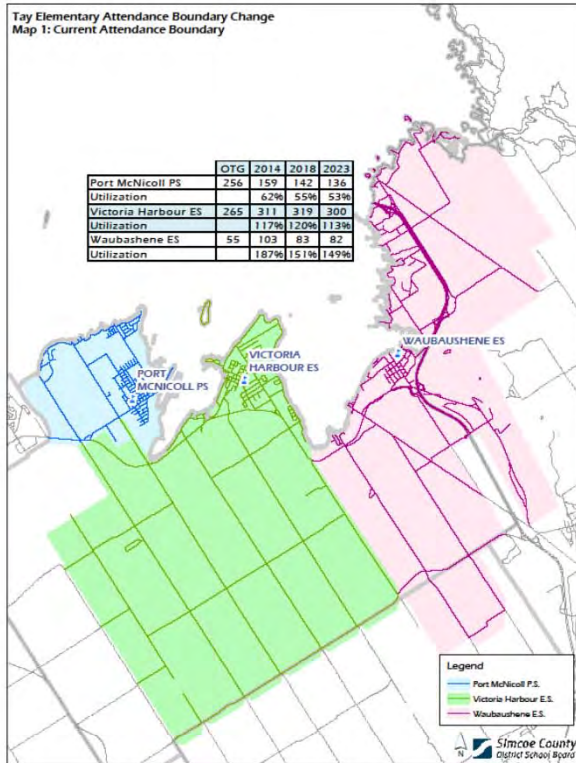
**The recommended solution involves the consolidation of Port McNicoll PS, Victoria Harbour ES and Waubaushene ES into one school on the Victoria Harbour site. Approximately 160 students would be transferred from Port McNicoll PS and 100 students transferred from Waubaushene ES into Victoria Harbour ES. Capital upgrades to Victoria Harbour ES will be required to increase the capacity of the school and upgrade program space. The costs of these capital improvements are being requested through a capital priorities submission which was submitted in October 2013.**

**The following maps illustrate the solution to Recommendation 2.**

**The specific information for this school is found on pages 63-72.**

## Section A - Recommended Accommodation and Attendance Area Studies

### RECOMMENDATION 2



## Section B - Capital Priorities

The following chart represents the list of capital priorities that will be submitted to the Ministry of Education when requested.

Capital Priorities 2013						
Priority Order	School Name	Type of Construction	Target	Estimated Cost	Funding Source	Planning Area
1	Alcona South ps	New Growth School	2014	9.5 million	Full Day Early Learning Capital Priority	Southeast Elementary
2	Elmvale DHS	Addition/Renovation	2015	\$9.9 million	Capital Priority Partnership Capital	North Secondary
3	Victoria Harbour ES	Addition/Renovation	2015	\$8 million	Proceeds of Disposition Full Day Early Learning Capital Priority	North Elementary
4	Ardtree/ Cumberland Beach PS	Consolidation with replacement on the Cumberland Beach site	2015	\$8.3million	Proceeds of Disposition Capital Priority	East Elementary
5	Barrie Central CI	Partnership/Replacement	2016	\$19.3 million	Capital Priority Partnership Capital	Barrie Secondary
6	Midland SS	Consolidation with renovation/program upgrades	2016	\$21.6million	Proceeds of Disposition Capital Priority	North Secondary

## Section B - Capital Priorities

### **Priority 1:**

**Amend attendance boundaries to redistribute pupils within the Alcona area of Innisfil. The redistribution of pupils will require the construction of a new school.**

An AAR is currently being undertaken to recommend accommodation changes to best serve the educational needs of Alcona Glen ES, Goodfellow PS, Sunnybrae PS and Innisfil Central PS. The Board has received FDK capital dollars to implement the FDK program, however, due to the number of pupils within this area, additional capacity and facility upgrades are required. In the 2010 Capital Plan, a new Alcona South ps was proposed. In 2012 the Board requested funding for an addition onto Innisfil Central. Today, neither priority has been approved. Growth in this area continues to occur, compounded by FDK implementation that now places the three Alcona schools into over capacity situations. A new Alcona school would alleviate these pressures.

**The recommended solution involves attendance area changes at three schools; Alcona Glen ES, Goodfellow PS, and Innisfil Central PS, with a new school being proposed in the south Alcona area. Funding for the new school will be from Full Day Early Learning initiatives and Capital Priorities. A new elementary school is being recommended in the Capital Priorities list, already submitted to the Ministry of Education.**

**The specific information for these schools is found on pages 133-142.**

## Section B - Capital Priorities

### **Priority 2:**

#### **Program retrofits and an addition on Elmvale DHS.**

Elmvale DHS's enrolment continues to be greater than its capacity, requiring program retrofits and an addition. The gymnasium and cafeteria are undersized. The addition/renovations would include appropriate capital projects to provide new renovated program space.

Partnership meetings have been held for this capital priority. Service clubs and the Township of Springwater are interested in providing capital for furniture and equipment and/or construction. Resulting facilities could then be used by the community.

**The recommended solution is to construct a new gym, replace the cafeteria, enhance program and create new classrooms. This addition/renovation is recommended in the Capital Priorities list, submitted to the Ministry of Education. Partnership opportunities have been investigated to help offset the capital cost.**

**The specific information for these schools is found on pages 165-174.**

## Section B - Capital Priorities

### **Priority 3:**

**Consolidate the Port McNicoll PS, Waubaushene ES, and Victoria Harbour ES schools into one school on the Victoria Harbour school site.**

An ARC was conducted for these schools which resulted in a recommendation to consolidate Port McNicoll PS, Waubaushene ES and Victoria Harbour ES into one school. Facility partnerships did not materialize which would enable a new school to be built on a new site. As a result the students will be accommodated on the Victoria Harbour ES site as a consolidated school.

In order for all of the students to be accommodated at Victoria Harbour ES, a nine room addition is required, as well as constructing a new gymnasium and converting the old gymnasium into a library.

Facility Partnerships have been investigated.

**The recommended solution involves a consolidation of the three schools on the Victoria Harbour ES site, with an addition and renovation to Victoria Harbour ES. Funding for the addition/renovation will be from proceeds of disposition, Early Learning initiatives and Capital Priorities. An addition/renovation to the Victoria Harbour site has been included within the Capital Priorities submission to the Ministry of Education.**

**The specific information for these schools is found on pages 63-72.**

## Section B - Capital Priorities

### Priority 4:

**Consolidate Ardtrea/Cumberland Beach schools into one JK-8 school on the Cumberland Beach site.**

**Ardtrea PS** was constructed in 1959 with an addition in 1967 and is situated on a 6.8 acre site. The mechanical, electrical and structural systems are failing. Improvements to flooring, paint and ceiling tiles are required. Classrooms do not have sufficient electrical service. Minimum life safety systems are present but do not meet the requirements of the current code. Significant lighting replacements are required. The school is accessible. The site is serviced with private well and septic systems. The Ardtrea site is restricted by its current well and reasonable use restrictions. There are continued air quality concerns despite continued efforts to rectify them. The main administration offices are located on this site.

**Cumberland Beach PS** was built in 1954 with additions in 1963, 1965, 1983 and 1984, and is situated on a 5.4 acre site. The mechanical, electrical and structural systems are failing. Improvements to flooring, paint and ceiling tiles are required. Life safety systems are not present in the building. The separation of the two sites creates parental concerns as siblings are separated. The continuum of program would be greater in a school organized in grades JK – 8. Students requiring additional support is seamless in the JK – 8 schools. The sites are separated by a four lane highway and are four km apart, creating supervision and safety concerns.

A new school on the Cumberland site is recommended. Water and sewer services have been installed at the Cumberland site.

The recommended solution involves a consolidation of two elementary schools in the Ardtrea/Cumberland Beach community, with a replacement school being constructed on the Cumberland Beach site. Funding for the replacement school would result from proceeds of disposition and Capital Priorities. A new consolidated school in this area of Cumberland Beach provides balance between current enrolment with the school capacities as well as eliminating the geographical separation concerns. A new elementary school for the Cumberland community is recommended in the Capital Priorities list, submitted to the Ministry of Education.

The specific information for these schools is found on pages 73-82.

## Section B - Capital Priorities

### **Priority 5:**

**Recommendations from ARC 2010:02, Barrie Secondary Schools, are to replace the school supported by a viable financial partnership(s) to ensure adequate secondary facilities can be achieved on the Barrie Central Collegiate site.**

The Board approved that upon securing viable financial partnerships by September 30, 2014, a capital priorities business case related to the shared development and use of a replacement secondary school on the Barrie Central Collegiate Institute site, would be pursued.

Facility Partnership meetings have been held and are continuing to be investigated to off set Ministry funding requirements.

**The recommended solution is to construct a replacement secondary school on the Barrie Central Collegiate site supported by a viable financial partnership(s) to share in the development of the secondary school. This project is recommended in the Capital Priorities list, submitted to the Ministry of Education. Partnership opportunities will continue to be investigated to help off set the capital cost.**

**The specific information for this school is found on pages 185-194.**



## Section B - Capital Priorities

### **Priority 6:**

**An ARC is being conducted with the recommended solution to consolidate Midland SS and Penetanguishene SS into one school, located at Midland SS. The consolidation of facilities will require program and facility upgrades to Midland SS.**

An ARC is being undertaken to consider the consolidation of Midland SS and Penetanguishene SS to address the declining enrolment and program needs at both schools. In order for consolidation to occur capital funding will be required to address both facility and program needs. It is anticipated that the capital funding for Midland SS will be used to increase and renew speciality program space, and renew the building envelope. It is estimated that the capital component will be approximately twenty-one million dollars.

**The recommended solution involves the consolidation of Midland SS and Penetanguishene SS with renovations to Midland SS. Funding for the renovation will be from Proceeds of Disposition and Capital Priorities. A renovation to Midland SS is recommended in the Capital Priorities list, to be submitted to the Ministry of Education.**

**The specific information for these schools is found on pages 73-82.**

## Section C - Full Day Early Learning Kindergarten Program

The following list summarizes the ongoing phased FDK implementation by 2014.

Phase 1	# Of Actual Pupils	Phase 2	# Of Actual Pupils	Phase 3	# Of Pupils Projections	Phase 4	# Of Pupils Projections	Phase 5	# Of Pupils Projections
Adjala Central PS	42	Angus Morrison ES	128	Allandale Heights PS	60	Andrew Hunter ES	75	Alcona Glen ES	177
Admiral Collingwood ES	94	Ardrea-Cumberland Beach PS	68	Ardagh Bluffs PS	103	Bayview PS	79	Algonquin Ridge ES	106
Assikinack PS	78	Cookstown PS	89	Brechin PS	33	Fred C Cook PS	94	Alliston Union PS	109
Baxter Central PS	46	Portage View	76	Connaught PS	58	Cameron Street PS	92	Birchview Dunes ES	119
Clearview Meadows ES	63			Cundles Heights PS	87	Emma King PS	77	Byng PS	47
Codrington PS	47			East Oro PS	49	Ferndale Woods ES	81	Couchiching Heights PS	71
Coldwater PS	43			Guthrie PS	71	Forest Hill PS	90	Ernest Cumberland ES	141
Hon. Earl Rowe PS	21			Hillcrest PS	121	Harriet Todd PS	113	Fieldcrest ES	129
Killarney Beach PS	40			Hillsdale ES	38	Hewitt's Creek PS	129	Chris Hadfield PS	101
Lions Oval PS	129			Huron Park PS	67	Hyde Park PS	104	Goodfellow PS	117
Oakley Park PS	64			Huronnia Centennial ES	107	Johnson Street PS	51	Holly Meadows PS	99
Port McNicoll PS	30			James Keating ES	56	Maple Grove PS	98	Innisfil Central PS	23
Sir William Osler PS	23			Mapleview Heights ES	128	Marchmont PS	66	Moonstone ES	33
Sunnybrae PS	75			Mundys Bay PS	87	Minesing Central PS	62	Mountain View ES	74
Warminster ES	46			New Lowell ES	46	Orchard Park PS	77	Nottawa ES	49
Waubaushe ES	19			Regent Park PS	83	Pine River ES	39	Nottawasaga/Creemore PS	43
				Steele Street PS	61	Rama Central PS	38	Trillium Woods ES	95
				Tosorontio Central PS	50	Tecumseth Beeton PS	72	Victoria Harbour ES	65
				Tottenham PS	62	Tecumseth South PS	32	W.C. Little ES	119
				Uptergrove PS	57	Terry Fox ES	86	West Bayfield ES	88
				W.H. Day ES	97	Shanty Bay PS	23		
				W.R. Best PS	76	Warnica PS	40		
				Willow Landing ES	141	Wyevale PS	53		
				Worsley ES	79				
Total	860		361		1817		1671		1805
Total Ministry Allocation	6032		Total Board Projected Allocation		6514				

## Section C - Full Day Early Learning Kindergarten Program

The Ministry of Education has directed Boards to submit a list of schools which will implement Phase 5 of the FDK. The following list, with capital improvements will be included within the FDK template of the Ministry.

School Name	Implementation Year	# Of Classrooms Required	Renovation	Classroom Addition	Addition	Capital Required	# Of Pupils	Childcare Provider
Alcona Glen ES	2014	5	2			Yes	177	
Algonquin Ridge ES	2014	4	1			Yes	106	
Alliston Union PS	2014	5				Yes	109	
Birchview Dunes ES	2014	5	2			Yes	119	YMCA
Byng PS	2014	2				Yes	47	
Chris Hadfield PS	2014	5				Yes	101	Progress Child Care
Couchiching Heights PS	2014	3	1			Yes	71	
Ernest Cumberland ES	2014	6		2		Yes	141	YMCA
Fieldcrest ES	2014	5	1		1	Yes	129	Progress Child Care
Goodfellow PS	2014	4	2			Yes	117	YMCA
Holly Meadows PS	2014	5	2			Yes	99	SEEDS
Innisfil Central PS	2014	1	1			Yes	23	
Moonstone ES	2014	1				No	33	
Mountain View ES	2014	3	2			Yes	74	YMCA
Nottawa ES	2014	2			1	Yes	49	YMCA
Nottawasaga/Creemore PS	2014	2		2		Yes	43	
Trillium Woods ES	2014	4		1		Yes	95	York Professional
Victoria Harbour ES	2014	2				No	65	YMCA
W.C. Little ES	2014	5	1			Yes	119	
West Bayfield ES	2014	4	2			Yes	88	SEEDS
<b>Total</b>		<b>73</b>	<b>17</b>	<b>5</b>	<b>2</b>		<b>1805</b>	

## Section C - Full Day Early Learning Kindergarten Program

The Ministry of Education approved \$5.6 million towards capital improvements to implement Phase 3 of FDK. Funding has been directed towards internal renovations and additions to 17 of the 24 schools implementing FDK in phase 3. Projects are now completed.

Ministry of Education has approved \$4.8 million towards capital improvements to implement Phase 4 of the FDK. Funding went towards internal renovations and additions to 11 of 23 schools, as well as the approval of two elementary schools, Innishore South PS and Bradford/Fred C. Cook replacement. Capital works were completed for September 2013.

Ministry of Education has approved \$10.4 million towards capital improvements to implement Phase 5 of the FDK. Funding will go towards internal renovations and additions to 15 of 20 schools, as well as the approval of new elementary schools, Alliston Union replacement and Chris Hadfield PS. FDK funding is also proposed to be used to help fund the New Alcona South ps.

Capital works are to be completed ideally for September 2014.

In addition to the capital needs of the schools, FDK classrooms receive new learning materials, furniture and equipment where needed to ensure there is a standard in every classroom.

All FDK schools will also be provided with an outdoor learning space to ensure the outdoor portion of the curriculum can be met.

## Section D - Future Accommodation / Attendance Area Reviews

Projections and data are used to recommend the accommodation of students, and address pressures created by aging buildings, enrolment pressures created by areas of growth and areas of decline, and program needs of all students. This information has been used to propose studies to alleviate these pressures.

The following chart outlines the schools which will be reviewed over the next five years in order to address these needs.

Review Area		Study 1 Type Of Study Required			Anticipated Date
		Accommodation Review	Attendance Area Review	Consolidation	
Nottawasaga/Creemore PS	Northwest Elementary			<b>X</b>	2014/15

School Name	Review Area	Study 3 Type Of Study Required			Anticipated Date
		Accommodation Review	Attendance Area Review	Consolidation	
Connaught PS Mountain View ES			<b>X</b>		2015/16

## Section E – French Immersion(FI) /Extended French as a Second Language (EFSL)

With the implementation of French Immersion in 2013, there are several program locations that are experiencing facility or program pressures. The pressures will continue to grow over the next three years as the program expands by grade.

The pressures of the current French Immersion sites are as follows:

### **Facility Pressures:**

- School On The Ground Capacity is less than the enrolment of the students attending the school
- Sites can not accommodate future portable additions due to septic system capacities
- Parking lots are not able to accommodate the increase in staffing complements and/or the student drop off and pick up

### **Program:**

- The English enrolment numbers are low as the majority of the students are choosing the French Immersion Program

Projections indicate that the rate of growth for the French Immersion program by school can be categorized into two types, sustainable and rapid growth.

### **Sustainable Growth:**

Typically the projections for the sustainable growth schools would have an overall French Immersion population of approximately 250 pupils. This is based upon 2 grades per year, with attrition built into the long term model resulting in a graduating class of 30 pupils.

### **Rapid Growth:**

Typically the projections for the rapid growth schools would have an overall French Immersion population of approximately 400 pupils. This is based upon 3 grades per year, with attrition built into the long term model resulting in a graduating class of 60 pupils.

## Section E – French Immersion (FI)/Extended French as a Second Language (EFSL)

Extended French as a Second Language has been implemented within Simcoe County for many years with stable enrolment. The program has been successful with the host schools being strategically selected to balance both the English and French populations, as well as ensuring the program could be accommodated with reasonable amounts of portables on site.

In 2013 busing was introduced to transport pupils to the Extended French sites. Enrolment for the Extended French program increased by 15%. This increase can be partially attributed to the availability of transportation as well as the overall growth seen in the grade 5 to 8 cohort. The overall percentage of students participating in Extended French is 10%.

In 2013, French Immersion was introduced to all schools currently housing the Extended French program. Approximately 13% of the grade ones subscribed to the French Immersion program are located in 10 schools.

This factor places the FI schools into new circumstances facing accommodation pressures and English program viability.

In order for a long term accommodation strategy for French programming to be created the following program directions are required:

1. Maximum percentage of grade 1 student intake
2. Capping the number of classes by school
3. Closing the FI school to out-of-area students (which would include siblings)
4. Extended French will be discontinued once the current grade ones reach grade 5
5. The minimum number of the English population remaining by grade
6. Single Track vs Dual Track

Once these overall decisions are made, accommodation recommendations will be possible.

## Section E – French Immersion (FI) /Extended French as a Second Language (EFSL)

Once the overall vision of FI and EFSL is determined, there are several options available to address accommodation pressures,. They are as follows :

1. Dual Track School  
Continue with both an English and French program model
2. Single Track French Immersion School  
Create a school which accommodates only the French Immersion program
3. Adding New French Immersion locations  
Create additional French Immersion locations to help alleviate the growth pressures at the current French Immersion schools.
4. Divide the French Immersion onto two school sites with one being primary and the other junior/intermediate
5. Attendance Boundary Review  
Recommend attendance area reviews to reduce English enrolment at the French Immersion sites
6. Reallocation of the feeder schools
7. Cap number of classes per grade
8. Capital Priority
9. Phase out or relocate Extended French



## Section F – Program Renewal

### Technological Education Renewal Project

SCDSB is currently in the second phase of a five-phase renewal of technological education in all secondary schools. The goal of the Technological Education Renewal Project is to position SCDSB as the provincial leader in technological education by 2017.

Phases 1 to 4 of the Technological Education Renewal Project include a significant investment into researching future educational and career opportunities for students, student health and safety, curriculum enhancement, teacher professional development, and renewal of technological education facilities and learning resources. The final phase of the project will put processes in place to ensure the on-going sustainability of technological education in the SCDSB.

Phase 1 accomplishments include the following:

- School renewal plans developed based on research within the Board and the analysis of educational and career opportunities for students;
- Implemented new health and safety procedures and purchased equipment, such as state-of-the-art welding fume ventilation systems. In addition, every teacher and principal received face-to-face training on an enhanced culture of safety in our technology programs;
- Began the multi-year task of fully renovating and revitalizing technology facilities to reflect today's educational and industry standards for a learning/working environment;
- Commenced the acquisition of modern learning resources for students in all schools, such as automotive scan tools, computer controlled routers, automation systems, and 3D printers.

Phase 2 is focusing on the following:

- Enhancing all technology courses of study to establish a high standard across the Board, ensuring an optimal learning experience for all students;
- Setting a base line of learning resources for all technological education programs;
- Establishing pilot health care and energy programs in collaboration with industry and education partners;
- Providing professional development and collaborative learning opportunities for technology teachers;
- Continuing the enhancement of facilities and acquisition of new learning resources.

## Section G – Facility Partnerships

The Ministry issued memo 2010:B1, Encouraging Facility Partnerships in February 2009.

The Board approved Policy 2345, Facility Partnerships on June 23, 2010. The policy sets out the need to communicate with communities, and addresses partnership suitability, co-building, shared use of unoccupied space facilities, agreements and cost recovery. Partnerships are to be explored and sought out by the board when constructing new schools, undertaking significant renovations and considering options for the use of unoccupied space in schools.

The 2012 Capital Plan identified capital priorities where the Board is actively seeking viable financial partnerships to support the submission of capital priority business cases, as set out below.

- a) New South Barrie ss
- b) Barrie Central Collegiate Institute
- c) Elmvale DHS addition/renovation

The Board is at various stages of determining if there are financially viable partnerships which could support or augment the Capital Priorities Business Cases. The following chart illustrates the status to date for each priority.

**Community Partnership Timelines**

School	Public Meeting	Expression of Interest Due	Request For Proposal Due
New South Barrie Secondary	TBA	TBA	TBA
Barrie Central CI Replacement School	November 15, 2011	December 5, 2012	January 13, 2014
Elmvale DHS addition/renovation	June 12, 2012	December 21, 2012	May 7, 2013

## Section H – Environmental Initiatives

### Private Servicing - Sewage Treatment

The SCDSB operates on-site sewage treatment systems at 32 schools as well as the Education Centre and six maintenance/operations centres. The construction of these systems date back to the 1960s and 1970s. Since that time, the approval format has changed including the Regulatory Authority, governing legislation and design standards.

SCDSB staff are currently conducting a review of existing on-site sewage systems in conjunction with the Ministry of Environment (MOE) to verify and document the condition and capacity of these systems. As a result of this review, there has developed a need for sewage system replacements and capital improvements and enhanced operational requirements where needed to satisfy new MOE policies and requirements.

The condition aspect of a sewage treatment system review determines how it is performing in relation to key performance or failure criteria. If there are significant signs of failure or stress, the estimated remaining functional life of the system must be determined, and a plan put in place for the eventual replacement of the system to current standards and code requirements.

The second aspect of the review is the determination of the capacity of the sewage system. While an existing approval may be in place from the authority having jurisdiction at that time (typically the Health Unit), the legislation and standards as they exist today are those against which the system capacity must be assessed. These include revised design standards for leaching bed construction and changes to design flow allocations per building occupant. Historically the approval of a system under the standards of the day may have supported a certain school population. The current standards for beds construction, sewage generation and effluent quality criteria may not translate to an equal capacity or student population. This in turn may lead to a requirement for the installation of enhanced nitrogen treatment technology (such as sequential batch reactors) to meet new MOE effluent quality criteria if an exiting school population is to be maintained.

Certain MOE requirements are known and defined, others are dependent on the outcome of groundwater testing and hydrogeological/engineering studies. These studies have now become a standard MOE requirement as part of the assessments underway and the possible imposition of Reasonable Use Policy criteria to existing sites where this is not a current requirement. These requirements will be undertaken.

Based on changes to environmental regulatory requirements and ever increasing attention to this area by the MOE, it is necessary to develop long range plans to budget for sewage system replacement and enhancement. In addition planning for the ongoing costs associated with these revised operational requirements will be essential.

## Section H – Environmental Initiatives

### Environmental Systems Energy Conservation, Waste Management and Environmental Education

#### Environmental Policy 2325

The SCDSB Environmental Policy documents our responsibility to take a leadership role in environmental awareness and action. Under the policy, the Board has a commitment to sound environmental principles, reflected in its daily activities, decision making and future planning. Energy conservation, waste management, and environmental education are practices carried out by the SCDSB that assist in the implementation of this policy.

#### Energy Conservation

In April, 2009, the Ministry of Education announced a \$550 million investment to improve the energy efficiency of Ontario schools under the Energy Efficient Schools program. The funding was intended to be used to create more energy efficient learning spaces and reduce greenhouse gas emissions. The SCDSB received a total allocation of \$9,611,181 to be spent over two years in three phases. This funding was allocated to 32 schools for various projects including: lighting retrofits; Building Automation Systems (BAS) installations and enhancements; mechanical upgrades; and window replacements. Since the implementation of these projects, the SCDSB has seen a decrease in consumption of electricity and natural gas as well as a decrease in the output of greenhouse gases.

This table shows the consumption of electricity and natural gas as well as greenhouse gas emissions for the 2011 and 2013 fiscal years.

	Fiscal Year 2011	Fiscal Year 2012	Variance (fy2013-fy2011)
<b>Total Electricity Consumed (kWh)</b>	40,864,232	37,001,816	-3,862,416
<b>Total Natural Gas Consumed (m3)</b>	7,612,060	6,716,131	-895,929
<b>Total Greenhouse Gas Emissions (kgCO2)</b>	21,425,060	19,064,388	-2,360,672
<b>Energy per Student (ekWh)</b>	2510	2319	-192
<b>Total Energy Intensity (ekWh/sf)</b>	18	16	-2
<b>Total Utility Cost</b>	7,214,083	\$7,079,146	-\$134,936

## Section H – Environmental Initiatives

### Energy Intensity Targets

A standards document outlining the energy performance criteria for lighting, mechanical, and BAS systems was developed as part of the Energy Efficient Schools program. These standards have been adapted for retrofit projects and new construction projects. Currently, less than 20% of SCDSB schools operate at these standards. The energy intensity targets are based on the actual performance data from the top performing existing SCDSB schools. These were developed to be aligned with the targets set out in ASHRE's Advanced Energy Design Guide for K-12 schools, which aims to achieve a 50% energy use reduction, compared with ASHRAE 90.1-2004.

This table shows the Energy Intensity Targets that were created as part of the Energy Efficient Schools program. The targets are based on a natural gas-heated, electrically air conditioned school, excluding portables.

	New Schools		Existing Schools	
	Elementary	Secondary	Elementary	Secondary
<b>Electricity (kWh/sf)</b>	4.5	5.5	5.5	6.5
<b>Average monthly billing demand (W/sf)</b>	1.5	1.6	1.5	1.6
<b>Natural Gas (ekWh/sf)</b>	5.5	6.5	6.5	7.5
<b>Total (ekWh/sf)</b>	10	12	12	14

With the completion of the Energy Efficient Schools project in 2012, the creation of energy efficient standards, and the noticeable energy savings attributed to these projects, the SCDSB invested over \$1 million into energy conservation projects for the 2012-13 year. The funding for these projects came from the Energy Reserve Stabilization Fund, which had grown from budget under spending for heating and electricity from previous years in addition to incentives received from energy conservation projects. The intended purpose of the Energy Reserve Stabilization Fund is to build up an accumulated surplus from years when the energy budget is underspent to be available to offset energy costs when unusual temperatures result in above average energy use. Funds from this account were also used for capital spending in the construction of Hyde Park PS (\$540,727) and committed to the new Alliston replacement school (\$221,509).

## Section H – Environmental Initiatives

### Ontario Power Authority Fee-In Tariff Program:

The Ontario Power Authority (OPA) has developed the Fee-In Tariff (FIT) Program for the Province of Ontario to encourage and promote greater use of renewable energy sources including: on-shore wind; waterpower; renewable biomass; biogas; landfill gas and solar photovoltaic (PV) for electricity generating projects in Ontario. The objective of the FIT Program, in conjunction with the Green Energy and Green Economy Act, 2009 (Ontario) and Ontario's Long Term Energy Plan, 2010, is to facilitate the increased development of renewable generating facilities of varying sizes, technologies and configurations. The SCDSB was successful in the first round of applications under the FIT 2.0 program, granting 41 SCDSB schools with FIT contracts, a projected generating capacity of 4 MW of electricity. Most recently, 42 additional applications were submitted to the OPA for the FIT 3.0 program. Construction of the FIT 2.0 contracts will commence in Spring 2014.

AMP Solar was awarded the rooftop licensing agreement and will pay the SCDSB \$0.80/sq.ft. of rooftop space utilized for the solar installations for FIT 2.0 contracts. The prices for FIT 3.0 contracts have yet to be determined. AMP will own and operate each system.

### Next Steps:

In order to maximize the amount of energy and dollars that can be saved, it is proposed that the retrofit measures and energy performance standards adopted under the Energy Efficient Schools project be extended to all SCDSB schools. It is important that energy savings and incentives received a part of energy efficiency retrofits and solar rooftop leasing are invested into additional energy conservation projects to support the achievement of energy performance targets and school based energy/environmental initiatives. An Energy Optimization Fund, created from energy savings attributed to energy conservation projects and incentives received, could be utilized to provide a sustainable funding source for the continuation of further energy conservation projects in order to expand ongoing cost saving opportunities to all SCDSB schools.

## Section H – Environmental Initiatives

### Waste Management

SCDSB currently participates in regular waste (garbage, recycling and organics) collection through various collection authorities. Consistent waste practices, including education and collection are necessary for reduction and diversion. Prior to the implementation of the County of Simcoe Learning and Living Green program and the SCDSB Recycles program, the SCDSB operated an in-house collection program where the Board purchased their own trucks, bins and dumpsters; sought out material recovery markets; and staffed the collection process.

Currently the SCDSB contracts with both public and private waste collection providers for the collection and disposal of various waste materials. This table shows the various waste collection service providers employed by the SCDSB and the materials they collect.

Location	Garbage	Recycling	Organics
County of Simcoe	Wasteco	Learning and Living Green	Learning and Living Green
City of Barrie	Wasteco	BFI	None
City of Orillia	Wasteco	BFI	City of Orillia

The move from the previous in-house collection program to the contracted external service providers has proved to be beneficial in terms of cost savings, increased diversion in recyclable materials, and the opportunity for the majority of SCDSB schools to participate in organics collection.

The most recent additions to the waste collection program are organics collecting at City of Orillia schools and the County of Simcoe secondary schools. The programs are optional and voluntary. The increase in accessibility to these programs is valuable to waste diversion, environmental education and complies with the Board's Environmental Policy.

### Recycling Bins

There is a growing demand from custodial staff to replace existing recycling (blue and grey) bins. Many schools are using "mini" bins in individual classrooms and with the increase of allowable bulky plastics now eligible for recycling collection, the small bins are no longer adequate. Other schools require additional bins or bins to replace broken or missing ones. The County of Simcoe supplies the bins for the County schools at no extra cost to the board as per our agreement.

### Next Steps

It is important that schools get the required bins promptly to maintain enthusiasm for the program.

## Section H – Environmental Initiatives

### Environmental Education

In March 2007 the Curriculum Council, which reports directly to the Minister of Education, appointed a working panel of experts to look at how children learn about the environment in Ontario classrooms. Shaping Our Schools, Shaping Our Future (referred to as the Bondar Report), the report submitted by the working panel, was adopted by the Ministry of Education through Acting Today, Shaping Tomorrow – A Policy Framework for Environmental Education In Ontario Schools. The policy framework provides guidance to school boards and schools on how they can develop or revise an environmental education policy, teach environment literacy and enhance the development of more environmentally responsible practices.

### Ontario EcoSchools

This environmental education and certification program for grades K-12 helps school communities develop both ecological literacy and environmental practices to become environmentally responsible citizens and reduce the environmental footprint of schools. The program was created to assist schools in implementing and complying with Acting Today, Shaping Tomorrow. The SCDSB adopted the program in 2008. Since then, 22 schools have certified at either the bronze, silver or gold medal level. In order to achieve Ontario EcoSchools status, schools must carry out a series of environment initiatives in six categories: Teamwork and leadership; energy conservation; waste minimization; school ground greening; curriculum and environmental stewardship. Schools apply to be certified as an EcoSchool through an annual certification process which assesses and recognizes accomplishments awarding points in each of the six key areas. While the program is somewhat gaining popularity, SCDSB schools have been reluctant to participate in the program. Currently there is a 20% participating level in the Ontario EcoSchools program amongst SCDSB schools, while other boards are seeing 80%-100% participation levels.

### Green Teams

Green Teams play an important role in carrying out daily operations at schools, specifically recycling and organics collection. The majority of SCDSB schools have adopted section 3.3 of the SCDSB Environmental Policy 2325 (green teams at each established Board site) and have incorporated this collection process as part of their environmental initiatives. Green teams are also important to the success of the Ontario EcoSchools program. These teams campaign, hold events, fundraise, participate in community stewardship initiatives and provide a voice to the student body about the importance of the environment.



## Section H – Environmental Initiatives

### Environmental Investment Plan

The SCDSB offers schools an opportunity to receive funding for environmental initiatives through the Environmental Investment Plan (EIP). Schools can receive up to \$2000 to pursue environmental programming (workshops, trips, etc), small physical upgrades such as water bottle filling stations, school ground greening, or other “green” initiatives. The SCDSB funds \$30,000 worth of environmental projects through the EIP each year.

### Next Steps

To see increased participation in Green Teams and Ontario EcoSchools, it is necessary to provide additional resources in the form of in-school workshops, professional development for all staff, green values embedded into Board culture, and best practices sharing and networking opportunities. Although participation is low, the SCDSB has some great success stories. Of the 22 schools that have been certified over the past five years, five have achieved gold status, some of which have obtained this status over multiple years. This year, Terry Fox ES has qualified to apply for platinum certification, the first year this status is being offered.

## Section I – Surplus Property

The board's property assets are being studied. The surplus land study is examining two groups of sites. Group one includes administrative and vacant sites, and group two includes active school sites. Sites are being assessed to determine areas that may not be integral to the efficient operation, need and use of the board.

The board approved Report No. CL-BF-D-1, Surplus Property: Group One Recommendations dated September 5, 2012, that declared the William B. Wright, Wyebridge and Bond Head administrative sites surplus and approved of their disposition. The Collingwood Bus Garage was also declared surplus and approved for disposition.

Pursuant to the Ministry Requirement to offer the properties for sale to prescribed agencies, and having completed the process with no interest, the Board is currently pursuing the private sale and or long term lease of the sites.

Phase two of the Surplus Property Study will initiate the severance of parcels of existing school sites in 2014. Prior to severing lands for development, the board will consider whether the subject lands are deemed to be surplus and approved for disposition.

## Section J – Child Care

The SCDSB works with community child care providers to operate full day child care centres, before and after school programs, PD day and holiday programs available for children in schools. These programs create seamless daily experiences for children by offering programs to non-school age children in licensed child care settings as well as programs for school age children outside of regular school hours in familiar school environments with consistent programming by each of the operators.

There are 17 licensed child care centres located within SCDSB schools catering to children 1.6 to 3.8 years of age.

The before and after school, PD day and holiday care programs are a part of the new full-day Kindergarten Program. They offer age appropriate inquiry based programs for children from junior kindergarten to 12 years old outside of their regular school hours.

In the 2013/14 school year:

- 67 schools are offering before and after school programs
- 28 schools are offering PD Day and Holiday programs
- 2280 children are attending in-school before and after school programs
  - ❖ 992 children are attending before school
  - ❖ 1288 children are attending after school
  - ❖ 516 children are attending PD days

**Total Children = 2280**



- ❖ 1048 are spaces utilized by children in Kindergarten (before and /or after)
- ❖ 1118 are spaces utilized by children in grades 1-3 (before and /or after)
- ❖ 532 are spaces utilized by children grades 4-6 (before and/or after)
- ❖ 114 are spaces utilized by children with special needs (before and/or after)

**Total Space Utilization by Age**



# **Capital Plan 2013**

## **Part 2**

### **Facility Services Report**

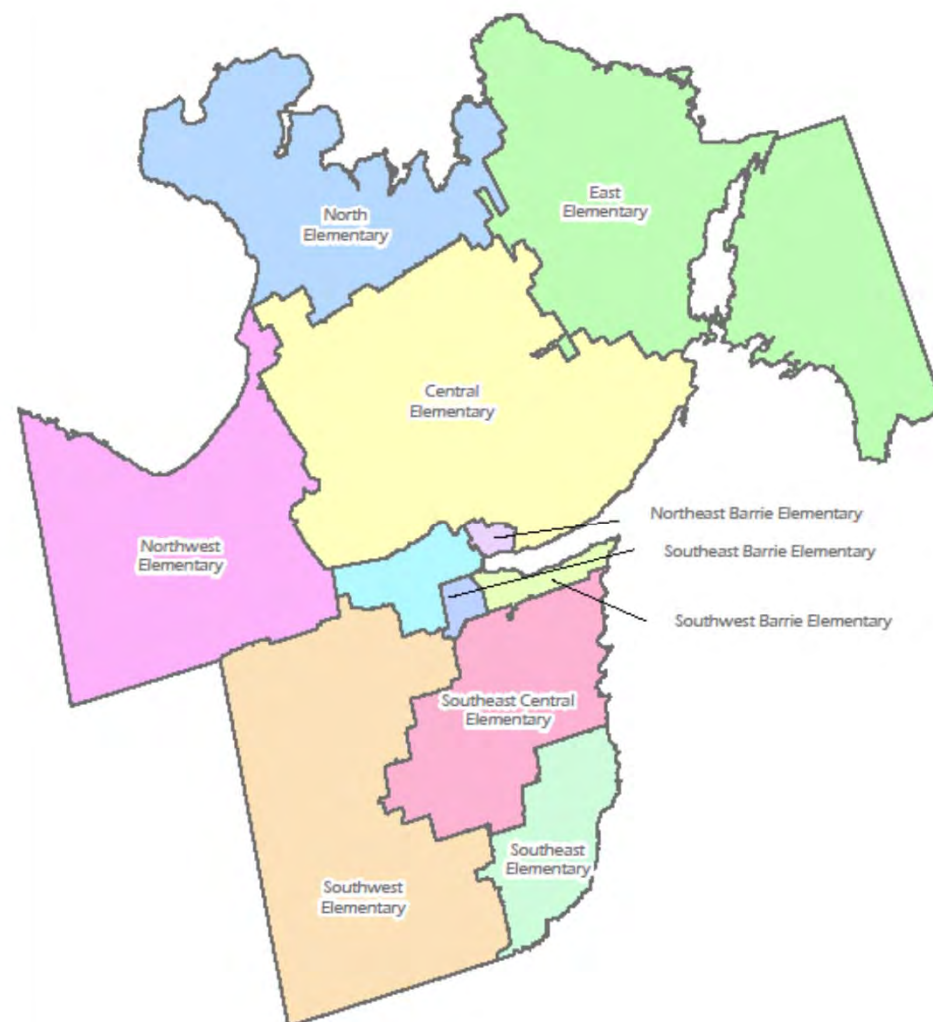
#### **BF-D-1**

**Board Approved: January 22, 2014**

#### **Section K**

## Section K - Elementary Planning Review Areas

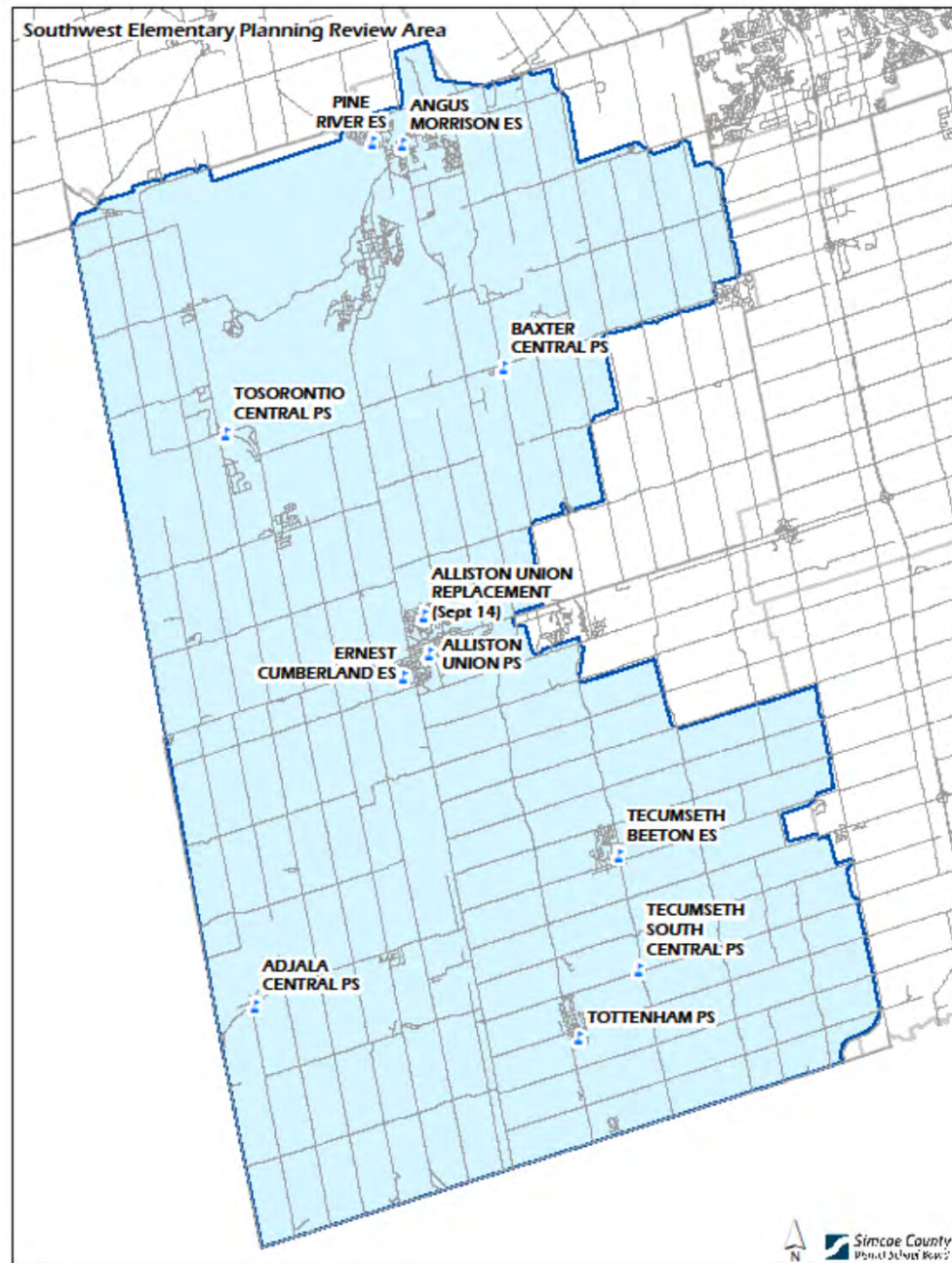
Capital Planning - Elementary Planning Review Area  
September 2013



## Section K - Southwest Elementary Planning Review Area – 1

### Enrolment Summary:

Within this review area the overall enrolment is declining. Rural areas and small communities are declining. The communities of Alliston and Angus continue to grow. Bond Head has approved development applications anticipated in 2014. ARC 2010:03 and Ministry approval has facilitated the replacement of Alliston Union PS on a new site.



## Section K - Southwest Elementary Planning Review Area - 1

### School Utilization Summary:

This chart indicates the school utilization for each school within the planning area. The number of portables are minimal as enrolment and school capacity are generally aligned, with the exception of the community of Alliston, where accommodation pressures will continue until further facility capacity is added.

Enrolment Projections to 2024														
Elementary Enrolment	OTG 13	2012	2013	2014	2015	2016	2017	2018	2019	2020	2021	2022	2023	2024
Adjala Central PS	322	279	237	231	227	223	227	225	230	233	239	243	249	249
Alliston Union PS *	498	496	491	657	672	672	678	695	711	732	729	733	730	730
Angus Morrison ES	434	550	574	586	586	595	609	613	608	611	602	563	545	536
Baxter Central PS	345	352	345	337	337	320	301	301	301	307	297	293	299	304
Ernest Cumberland ES	469	720	789	681	711	737	748	750	754	752	743	743	741	740
Pine River ES	222	271	271	260	254	247	244	242	239	232	227	214	217	217
Tecumseth Beeton ES	512	475	453	437	406	388	378	366	360	348	352	351	350	352
Tecumseth South Central PS	233	214	201	194	180	177	169	165	159	160	168	162	163	165
Tosorontio Central PS	357	435	412	366	349	328	313	313	308	314	308	326	340	354
Tottenham PS	348	324	313	314	297	296	290	289	289	282	287	280	277	277
Total	3740	4116	4086	4062	4019	3983	3958	3959	3960	3971	3951	3909	3910	3923
Pupils Over/Under Capacity		376	346	313	270	234	209	210	211	222	202	160	161	174

\* Capacity is amended in 2014 (Closing Alliston Union PS and opening replacement school)

Board Wide Elementary Enrolment: 34,836		Planning Area Enrolment: 4086		% Utilization: 109%
School Name	OTG 2013	# Of Pupils	% Utilization	# Of Portables In Use
Adjala Central PS	322	237	74%	0
Alliston Replacement School PS	507	491	97%	0
Angus Morrison ES	434	574	132%	5
Baxter Central PS	345	345	100%	0
Ernest Cumberland ES	469	789	168%	9
Pine River ES	222	271	122%	3
Tecumseth Beeton ES	512	453	88%	0
Tecumseth South Central PS	233	201	86%	0
Tosorontio Central PS	357	412	115%	5
Tottenham PS	348	313	90%	0

## Section K- Southwest Elementary Planning Review Area - 1

### Program Space Summary:

The programs shown in this chart are county programs and are distributed according to the needs of the students.

Changes to the location of these programs occur as required.

September 2014

School Name	Autistic Spectrum Disorder	Developmental Skills	Social Skills	Extended French	French Immersion	Gifted	Section 23
Adjala Central PS	--	--	--	--	--	--	--
Alliston Union PS	--	--	--	Yes	Yes	--	--
Angus Morrison ES	--	--	--	--	--	--	--
Baxter Central PS	--	--	--	--	--	--	--
Ernest Cumberland ES	--	--	--	--	--	--	--
Pine River ES	--	--	--	--	--	--	--
Tecumseth Beeton ES	Yes	--	--	--	--	--	--
Tecumseth South Central PS	--	--	--	--	--	--	--
Tosorontio Central PS	--	--	--	--	--	--	--
Tottenham PS	--	--	--	--	--	--	--



## Section K - Southwest Elementary Planning Review Area - 1

### Full Day Early Learning Kindergarten and Childcare Summary:

This chart summarizes the current locations of the full day kindergarten learning program and childcare programs operating within the schools of the planning area.

#### Full Day Early Learning Kindergarten Program

School Name	# Of Classrooms	Capital Required	Year Implemented
Adjala Central PS	2	No	2010
Alliston Union Replacment PS	5	Yes	2014
Angus Morrison ES	4	No	2011
Baxter Central PS	2	No	2010
Ernest Cumberland ES	6	Yes	2014
Pine River ES	2	No	2013
Tecumseth Beeton ES	4	No	2013
Tecumseth South Central PS	2	Yes	2013
Tosorontio Central PS	3	Yes	2012
Tottenham PS	2	Yes	2012

#### Childcare Centre

School Name	Infants	Toddlers	Pre School	4 and 5 Year Olds	Extended Child Care
Adjala Central PS	--	--	--	--	Yes
Alliston Union PS	--	--	--	--	--
Angus Morrison ES	--	--	--	--	Yes
Baxter Central PS	--	--	--	--	--
Ernest Cumberland ES	--	Yes	Yes	Yes	Yes
Pine River ES	--	--	--	--	--
Tecumseth Beeton ES	--	--	--	--	Yes
Tecumseth South Central PS	--	--	--	--	Yes
Tosorontio Central PS	--	--	--	--	Yes
Tottenham PS	--	Yes	Yes	--	Yes

## Section K - Southwest Elementary Planning Review Area - 1

### Holding Schools – Closed To Out Of Area Summary:

This chart summarizes identified holding schools for potential growth solutions.

The schools designated as closed to out of area students are the result of holding school status, new schools, and schools reaching septic capacity.

2014/2015 Holding Schools		2014/2015 Schools Closed To Out Of Area Students	
Holding At:	Holding For:	School:	Reason for Closure
Adjala Central PS	--	--	--
Alliston Union PS *	New Alliston	Closed	French Program
Angus Morrison ES	--	--	--
Baxter Central PS	--	--	--
Ernest Cumberland ES *	--	Closed	Boundary Changes
Pine River ES	--	--	--
Tecumseth Beeton ES	--	--	--
Tecumseth South Central PS	--	--	--
Tosorontio Central PS	--	--	--
Tottenham PS	--	--	--

\* exception granted to Alliston Union students only

## Section K - Southwest Elementary Planning Review Area - 1

### Capital Renewal Funding Summary:

Variable funding sources have provided an excess of backlogged projects to be completed over recent years which have addressed many high and urgent component replacements throughout the schools.





The chart below indicates by area and school where needs have been focused in recent years which have allowed the high and urgent components to be replaced as required.

Capital Renewal Funding	Stage 1 SCI 2011-2012 Board Allocation: \$3,531,000		Stage 2 SCI 2012-2013 Board Allocation: \$3,559,000		Stage 3 SCI 2013-2014 Board Allocation: \$3,387,000		2011-2012 Annual Renewal Board Allocation: \$7,214,733		2012-2013 Annual Renewal Board Allocation: \$7,133,218		2013-2014 Annual Renewal Board Allocation: \$7,903,000		Deferred Maintenance \$138,328,227	
	# Of Projects	\$ Allocated Funds	# Of Projects	\$ Allocated Funds	# Of Projects	\$ Allocated Funds	# Of Projects	\$ Allocated Funds	# Of Projects	\$ Allocated Funds	# Of Projects	\$ Allocated Funds	# of Items	Funds Required:
Adjala Central PS	--	--	--	--	--	--	1	\$14,387	1	\$20,126	--	--	17	\$1,170,888
Alliston Union PS	1	\$146,606	--	--	--	--	--	--	--	--	--	--	69	\$3,492,587
Angus Morrison ES	--	--	--	--	--	--	--	--	--	--	1	\$360,000	24	\$1,699,050
Baxter Central PS	--	--	--	--	--	--	--	--	1	\$9,194	--	--	9	\$655,200
Ernest Cumberland ES	--	--	--	--	--	--	1	\$29,788	--	--	--	--	5	\$449,400
Pine River ES	--	--	--	--	--	--	1	\$5,858	1	\$61,914	--	--	6	\$363,336
Tecumseth Beeton ES	--	--	--	--	--	--	--	--	1	\$23,742	--	--	13	\$698,658
Tecumseth South Central PS	--	--	--	--	--	--	--	--	--	--	--	--	29	\$2,545,200
Tosorontio Central PS	--	--	--	--	1	\$175,000.00	--	--	1	\$57,019	--	--	21	\$1,577,761
Tottenham PS	--	--	--	--	--	--	1	\$8,496	--	--	--	--	9	\$741,300
<b>Total</b>	<b>1</b>	<b>\$146,606</b>	<b>0</b>	<b>\$0</b>	<b>1</b>	<b>\$175,000</b>	<b>4</b>	<b>\$58,529</b>	<b>5</b>	<b>\$171,995</b>	<b>1</b>	<b>\$360,000</b>	<b>202</b>	<b>\$13,393,380</b>

## Section K - Southwest Elementary Planning Review Area - 1

### Energy Consumption Reduction Plan Summary:


Funds for this initiative are used to gather data and provide energy reduction benchmarks that determine the most energy efficient reduction models to determine future projects. The chart shows the current projects underway which will provide the energy reduction benchmark data.

Energy Consumption Reduction Plan							
School	Energy Efficient Schools	Energy Conservation 2012 - 2013	Energy Conservation 2012 - 2014	Project	Budget	Funding Source	Status
Adjala Central PS							
Alliston Union PS				Energy Efficient Commissioning	\$221,509	Energy Reserve Stabilization Fund	In Progress
Angus Morrison ES							
Baxter Central PS				Lighting Retrofit	TBD	Energy Reserve Stabilization Fund	Proposed
Ernest Cumberland ES				BAS Replacement Lighting Retrofit	\$220,000	Energy Efficient Schools	Complete
Pine River ES							
Tecumseth Beeton ES				BAS Replacement Lighting Retrofit	\$270,000	Energy Efficient Schools	Complete
Tecumseth South Central PS							
Tosorontio Central PS							
Tottenham PS							

## Section K - Southwest Elementary Planning Review Area - 1

## Energy Conservation FIT

**This table represents the schools currently with contracts under the FIT 2.0 program as well as those who have submitted applications under the FIT 3.0**

	FIT 2.0	FIT 3.0
School	kW	Application
Adjala Central PS		
Alliston Union PS	35	
Angus Morrison ES	50	
Baxter Central PS		
Ernest Cumberland ES	100	
Pine River ES	75	
Tecumseth Beeton ES	135	
Tecumseth South Central PS	100	
Tosorontio Central PS		
Tottenham PS	100	

## EcoSchools

This table represents schools that have certified as an Ontario EcoSchool. Schools may be certified as bronze, silver or gold level.

[illegible]








































## Section K - Southwest Elementary Planning Review Area - 1

### School Accessibility Summary:

The Accessibility For Ontarians With Disabilities Act requires all public buildings within the province of Ontario to be fully accessible by 2025.

Funding has been used from annual renewal and capital projects. All new schools are constructed to meet the requirements of the Act.

The chart below indicates the accessibility status of the schools within the planning area.

<b>School Name</b>	<b>Site Accessible</b>	<b>School Accessible</b>	<b>Student Washrooms</b>	<b>Staff Washrooms</b>	<b>Special Needs Washroom</b>
Adjala Central PS					
NEW Alliston Union PS					
Angus Morrison ES					
Baxter Central PS					
Ernest Cumberland ES					
Pine River ES					
Tecumseth Beeton ES					
Tecumseth South PS					
Tosoronto Central PS					
Tottenham PS					



**Is Accessible**

The accessibility symbol indicating the school is accessible does not necessarily mean that the building is fully accessible to the AODA or the Ontario Building Code. This symbol indicates that at least one entrance and washroom is accessible.

## Section K - Southwest Elementary Planning Review Area - 1

### Capital Funding Summary:

Capital funding provides the Board with revenue to construct new schools, additions and renovations in existing schools. These projects are a result of capital priorities approved by the Board and subsequently approved by the Ministry. Funding is used to construct new growth schools and additions, replace aging and failing buildings, and renovate existing schools.

Since 2007, the Board has received funding approval totaling \$246,127,943.

The chart below shows the new school construction, additions and renovations in this area that have resulted in improved learning environments, and also shows approved projects and their status.

Capital Projects			
New Schools Funded			
Board Wide Allocation:		\$166,097,555	Planning Area Allocated:
			\$10,100,880
School Name	Proposed Opening Date	Allocated Funding	Status
Alliston Union Replacement	2014	\$10,100,880	Under Construction
Additions/Renovations Funded			
Board Wide Allocation:		\$80,030,388	Planning Area Allocated:
			\$9,186,106
School Name	Proposed Opening Date	Allocated Funding	Status
Angus Morrison ES	2011	\$3,742,623	Complete
Baxter Central PS	2009	\$3,920,926	Complete
Tecumseth Beeton PS	2011	\$1,522,557	Complete



## Section K - Northwest Elementary Planning Review Area – 2

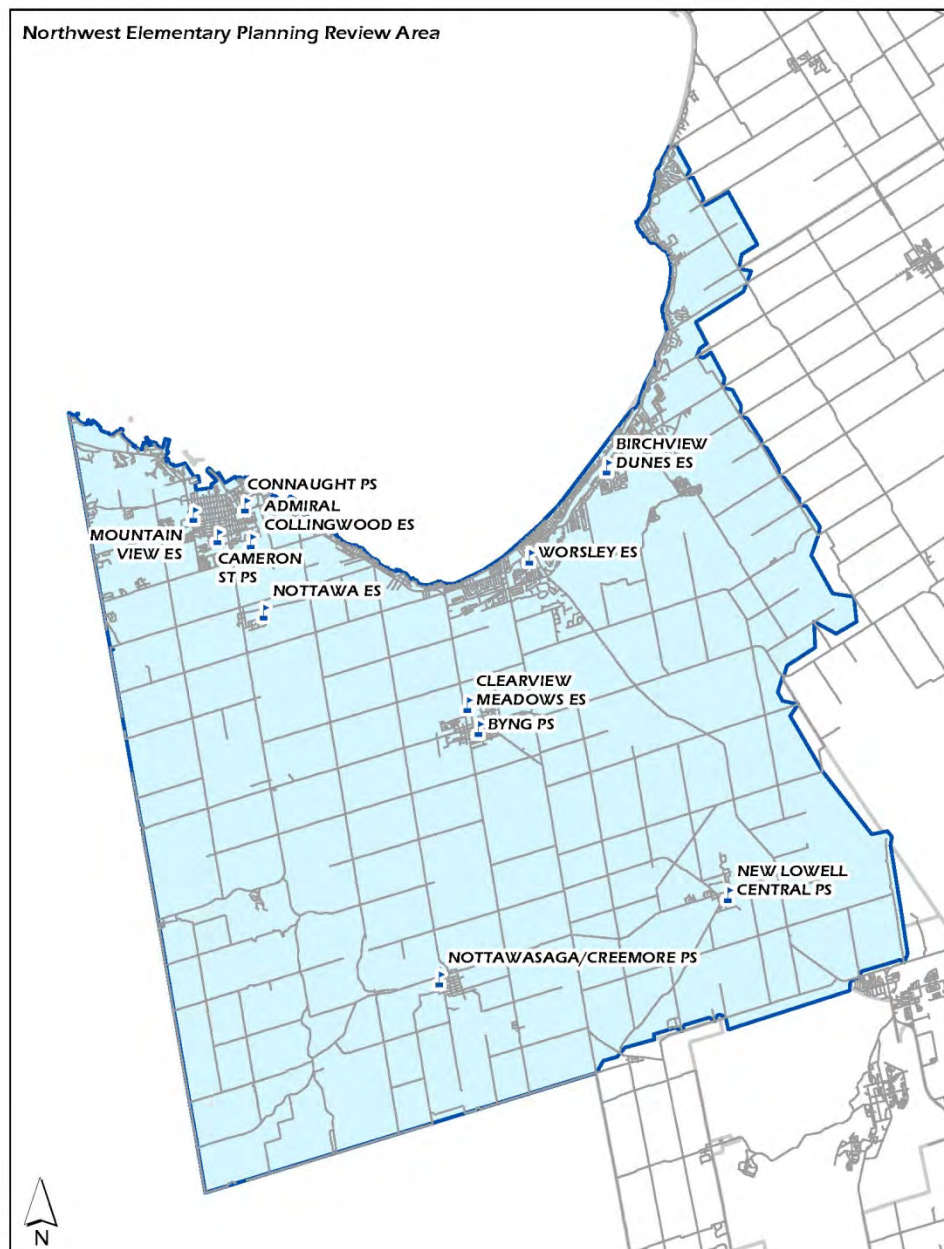
### Enrolment Summary:

Within this review area the overall enrolment is declining. ARC 2010-2011:01 is now complete with the redistribution of pupils to Clearview Meadows ES, Nottawa ES and Nottawasaga/Creemore PS from Duntroon Central PS.

An AAR was undertaken in the Collingwood community, that redistributed students to balance enrolment pressures, program equity and under utilization.

An AAR was undertaken between Birchview Dunes ES, Byng PS, Clearview Meadows ES and Worsley ES in 2012 as recommended with ARC 2010:01.

Nottawasaga/Creemore will be amalgamated in September 2014 on the Nottawasaga site. A three phase capital improvement plan is underway,





## Section K - Northwest Elementary Planning Review Area - 2

### School Utilization Summary:

This chart indicates the school utilization for each school. Only a few portables are required as enrolment and school capacity are aligned. Within the community of Collingwood, French Immersion has be relocated in order to address enrolment pressures.

Enrolment Projections to 2024														
Elementary Enrolment	OTG 13	2012	2013	2014	2015	2016	2017	2018	2019	2020	2021	2022	2023	2024
Admiral Collingwood ES	469	556	645	603	606	613	601	591	580	567	556	564	566	573
Birchview Dunes ES	572	651	648	642	604	589	553	543	534	517	508	530	528	532
Byng PS	291	300	278	263	250	249	246	234	239	232	234	230	230	230
Cameron Street PS	345	351	363	463	490	526	520	507	499	486	475	478	472	472
Clearview Meadows ES	201	255	280	278	270	264	268	255	256	248	248	251	242	241
Connaught PS	297	298	271	272	270	266	262	267	265	271	279	276	270	270
Mountain View ES	282	397	394	403	404	409	398	389	385	371	376	377	377	377
New Lowell Central PS	233	281	276	281	265	259	246	240	231	232	225	230	227	231
Nottawa ES	213	290	296	289	269	257	242	229	222	221	220	222	218	218
Nottawasaga/Creemore PS	259	232	205	203	196	195	202	204	201	200	203	204	202	202
Worsley ES	437	470	428	441	457	483	502	524	551	567	597	590	593	593
<b>Total</b>	<b>3599</b>	<b>4081</b>	<b>4084</b>	<b>4138</b>	<b>4081</b>	<b>4109</b>	<b>4040</b>	<b>3985</b>	<b>3963</b>	<b>3913</b>	<b>3921</b>	<b>3951</b>	<b>3924</b>	<b>3938</b>
Pupils Over/Under Capacity		482	485	539	482	510	441	386	364	314	322	352	325	339

Board Wide Elementary Enrolment: 34,836		Planning Area Enrolment: 4,084		% Utilization: 113%
School Name	OTG 2013	# Of Pupils	% Utilization	# Of Portables In Use
Admiral Collingwood ES	469	645	138%	8
Birchview Dunes ES	572	648	113%	2
Byng PS	291	278	96%	0
Cameron Street PS	345	363	105%	0
Clearview Meadows ES	201	280	139%	2
Connaught PS	297	271	91%	0
Mountain View ES	282	394	140%	3
New Lowell Central PS	233	276	118%	2
Nottawa ES	213	296	139%	3
Nottawasaga/Creemore PS	259	205	79%	0
Worsley ES	437	428	98%	0

## Section K - Northwest Elementary Planning Review Area - 2

### Program Space Summary:

The programs shown in this chart are county programs and are distributed according to the needs of the students. Changes to the location of these programs can occur as required.

### September 2014

School Name	Autistic Spectrum Disorder	Developmental Skills	Social Skills	Extended French	French Immersion	Gifted	Section 23
Admiral Collingwood ES	Yes	--	--	Yes	--	--	--
Birchview Dunes ES	--	--	Yes	--	--	--	--
Byng PS	--	--	--	--	--	--	--
Cameron Street PS	--	--	--	--	Yes	--	--
Clearview Meadows ES	--	--	--	--	--	--	--
Connaught PS	--	Yes	--	--	--	--	--
Mountain View ES	--	--	--	--	--	Yes	--
New Lowell Central PS	--	--	--	--	--	--	--
Nottawa ES	--	--	--	--	--	--	--
Nottawasaga/Creemore PS	--	--	--	--	--	--	--
Worsley ES	--	--	--	--	Yes	--	--

## Section K - Northwest Elementary Planning Review Area - 2

### Full Day Early Learning Kindergarten and Childcare Summary:

This chart summarizes the current locations of the Full Day Early Learning Kindergarten and Childcare programs operating within the schools of the planning area.

#### Full Day Early Learning Kindergarten Program

School Name	# Of Classrooms	Capital Required	Year Implemented
Admiral Collingwood ES	3	No	2010
Birchview Dunes ES	5	Yes	2014
Byng PS	2	No	2014
Cameron Street PS	3	Yes	2013
Clearview Meadows ES	2	No	2010
Connaught PS	2	Yes	2012
Mountain View ES	3	Yes	2014
New Lowell Central PS	2	No	2012
Nottawa ES	2	Yes	2014
Nottawasaga/Creemore PS	2	Yes	2014
Worsley ES	3	Yes	2012

#### Childcare Centre

School Name	Infants	Toddlers	Pre School	4 and 5 Year Olds	Extended Child Care
Admiral Collingwood ES	--	--	--	--	Yes
Birchview Dunes ES	--	Yes	Yes	Yes	Yes
Byng PS	--	--	--	--	Yes
Cameron Street PS	--	--	--	--	Yes
Clearview Meadows ES	--	--	--	--	Yes
Connaught PS	--	--	--	--	Yes
Mountain View ES	--	--	--	--	Yes
New Lowell Central PS	--	--	--	--	--
Nottawa ES	--	--	--	--	Yes
Nottawasaga/Creemore PS	--	--	--	--	--
Worsley ES	--	--	--	--	Yes

## Section K - Northwest Elementary Planning Review Area - 2

### Holding Schools – Closed To Out Of Area Summary:

This chart summarizes schools identified as holding schools for potential growth solutions.

The schools designated as closed to out of area students are the result of holding school status, new schools, and schools reaching septic capacity.

2014/2015 Holding Schools		2014/2015 Schools Closed To Out Of Area Students	
Holding At	Holding For	Status	Reason for Closure
Admiral Collingwood ES	--	Closed	French Program
Birchview Dunes ES	--	--	--
Byng PS	--	--	--
Cameron Street PS	--	Closed	French Program
Clearview Meadows ES	--	--	--
Connaught PS	--	--	--
Mountain View ES	--	--	--
New Lowell Central PS	--	--	--
Nottawa ES	--	--	--
Nottawasaga/Creemore PS	--	--	--
Worsley ES	--	Closed	French Program

## Section K - Northwest Elementary Planning Review Area - 2

### Capital Renewal Summary:

Variable funding sources have provided an excess of backlogged projects to be completed over recent years which have addressed many high and urgent component replacements throughout the schools.

The chart below indicates by area and school where needs have been focused in recent years which have allowed the high and urgent components to be replaced as required.








Capital Renewal Funding	Stage 1 SCI 2011-2012 Board Allocation: \$3,531,000		Stage 2 SCI 2012-2013 Board Allocation: \$3,559,000		Stage 3 SCI 2013-2014 Board Allocation: \$3,387,000		2011-2012 Annual Renewal Board Allocation: \$7,214,733		2012-2013 Annual Renewal Board Allocation: \$7,133,218		2013-2014 Annual Renewal Board Allocation: \$7,903,000		Deferred Maintenance \$138,328,227	
	# Of Projects	\$ Allocated Funds	# Of Projects	\$ Allocated Funds	# Of Projects	\$ Allocated Funds	# Of Projects	\$ Allocated Funds	# Of Projects	\$ Allocated Funds	# Of Projects	\$ Allocated Funds	# of Items	Funds Required:
Admiral Collingwood ES	--	--	--	--	--	--	--	--	--	--	--	--	2	\$260,590
Birchview Dunes ES	--	--	--	--	--	--	1	13,283	--	--	--	--	4	\$383,137
Byng PS	--	--	--	--	--	--	--	--	1	3,290	--	--	15	\$1,093,050
Cameron Street PS	--	--	--	--	--	--	1	357,888	--	--	--	--	8	\$341,482
Clearview Meadows ES	--	--	--	--	--	--	--	--	--	--	--	--	1	\$47,250
Connaught PS	--	--	--	--	1	\$200,000	1	235,890	2	428,844	--	--	20	\$720,465
Mountain View ES	--	--	1	\$345,432	--	--	--	--	--	--	1	\$210,000	10	\$937,300
New Lowell Central PS	--	--	--	--	--	--	--	--	1	4,597	--	--	9	\$609,000
Nottawa ES	--	--	--	--	--	--	1	9,629	1	3,065	--	--	3	\$16,380
Nottawasaga/Creemore PS	--	--	--	--	--	--	1	422,446	--	--	--	--	8	\$413,354
Worsley ES	--	--	--	--	--	--	--	--	1	177,733	1	\$200,000	15	\$817,950
<b>Total</b>	<b>0</b>	<b>\$0</b>	<b>1</b>	<b>\$345,432</b>	<b>1</b>	<b>\$200,000</b>	<b>5</b>	<b>\$1,039,136</b>	<b>6</b>	<b>\$617,529</b>	<b>2</b>	<b>\$410,000</b>	<b>95</b>	<b>\$5,639,958</b>

## Section K - Northwest Elementary Planning Review Area - 2

### Energy Consumption Reduction Plan Summary:

Funds for this initiative are used to gather data and provide energy reduction benchmarks that determine the most energy efficient reduction models to determine future projects.

The chart shows the current projects underway which will provide the energy reduction benchmark data.

Energy Consumption Reduction Plan							
School	Energy Efficient Schools	Energy Conservation 2012 - 2013	Energy Conservation 2012 - 2014	Project	Budget	Funding Source	Status
Admiral Collingwood ES							
Birchview Dunes ES				Lighting retrofit	\$150,000	Energy Efficient Schools	Complete
Byng PS							
Cameron Street PS							
Clearview Meadows ES				BAS Replacement	\$100,000	Energy Efficient Schools	Complete
Connaught PS				BAS Replacement	\$50,000	Energy Efficient Schools	Complete
Mountain View ES				BAS Setup	TBD	Energy Reserve Stabilization Fund	Proposed
New Lowell Central PS				BAS Replacement Lighting	\$140,000 \$55,000	Energy Efficient Schools	Complete
Nottawa ES				BAS Replacement Lighting Retrofit	\$204,460	Energy Stabilization Fund	Starting Soon
Nottawasaga/Creemore PS							
Worsley ES				Lighting Retrofit Mechanical Upgrade	\$74,461 \$187,000	Energy Reserve Stabilization Fund	Complete Complete

## Section K - Northwest Elementary Planning Review Area - 2



### Energy Conservation FIT

This table represents the schools currently with contracts under the FIT 2.0 program as well as those who have submitted applications under the FIT 3.0

School	FIT 2.0	FIT 3.0
	kW	Application
Admiral Collingwood ES	100	
Birchview Dunes ES	100	
Byng PS		
Cameron Street PS	100	
Clearview Meadows ES		
Connaught PS	50	
Mountain View ES	75	
New Lowell Central PS	75	
Nottawa ES	100	
Nottawasaga/Creemore PS		
Worsley ES	75	

### EcoSchools

This table represents schools that have certified as an Ontario EcoSchool. Schools may be certified as bronze, silver or gold level.

2008/09	2009/10	2010/11	2011/12	2012/13
				
				








































## Section H - Northwest Elementary Planning Review Area - 2

### School Accessibility Summary:

The Accessibility For Ontarians With Disabilities Act requires all public buildings within the province of Ontario to be fully accessible by 2025.

Funding has been used from annual renewal and capital projects. All new schools are constructed to meet the requirements of the Act.

The chart below indicates the accessibility status of the schools within the planning area.

<i>School Name</i>	<i>Site Accessible</i>	<i>School Accessible</i>	<i>Student Washrooms</i>	<i>Staff Washrooms</i>	<i>Special Needs Washroom</i>
Admiral Collingwood ES					
Creemore PS					
Birchview Dunes ES					
Byng PS					
Cameron Street PS					
Clearview Meadows ES					
Connaught PS					
Mountain View ES					
New Lowell Central PS					
Nottawasaga PS					
Nottawa ES					
Worsley ES					



**Is Accessible**

The accessibility symbol indicating the school is accessible does not necessarily mean that the building is fully accessible to the AODA or the Ontario Building Code. This symbol indicates that at least one entrance and washroom is accessible.



## Section K - Northwest Elementary Planning Review Area - 2

### Capital Funding Summary:

Capital funding provides the Board with revenue to construct new schools, additions and renovations in existing schools. These projects are a result of capital priorities approved by the Board and subsequently approved by the Ministry. Funding is used to construct new growth schools and additions, replace aging and failing buildings, and renovate existing schools.

Since 2007, the Board has received funding approval totaling \$246,127,943.

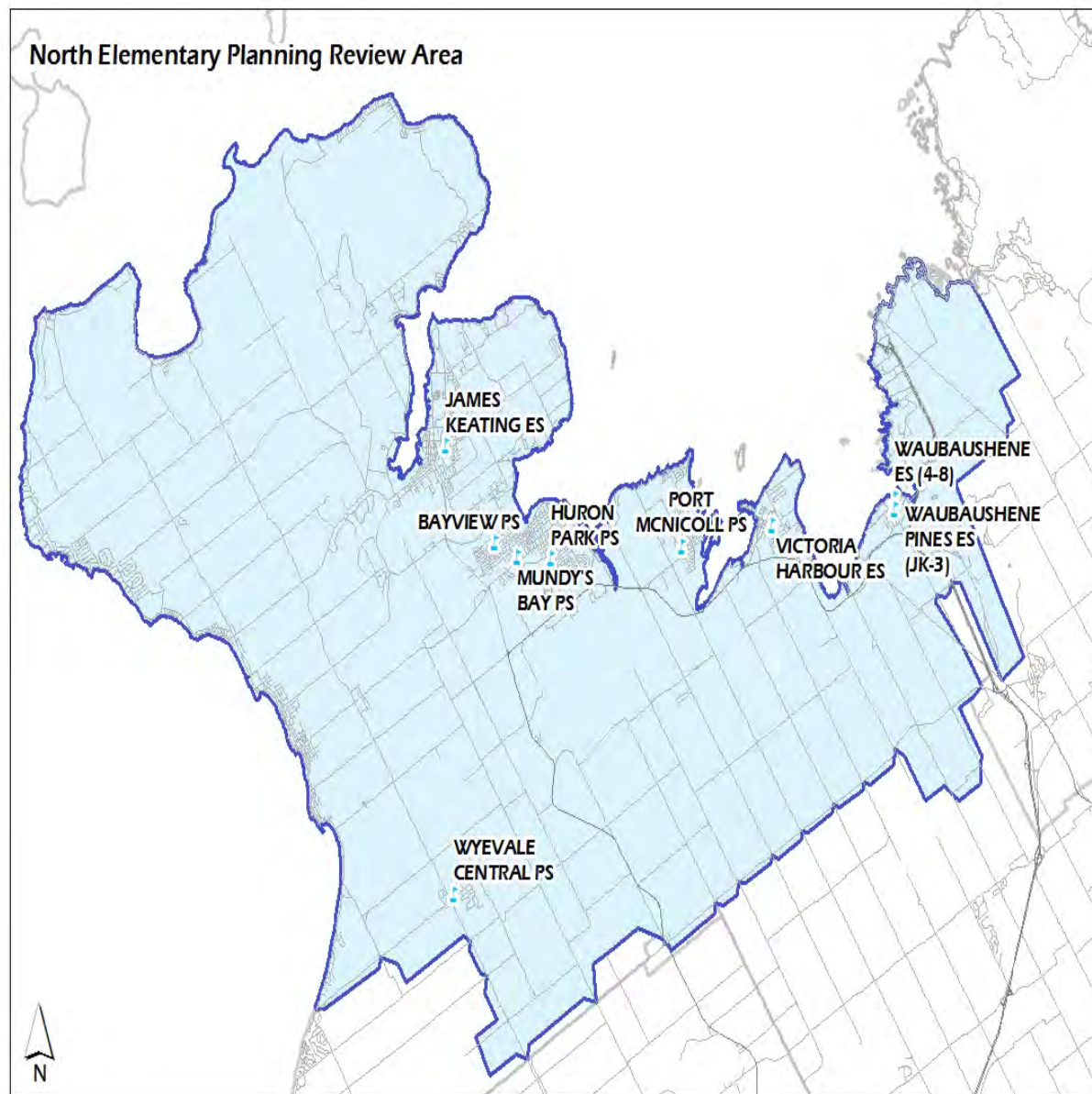
The chart below shows the new school construction, additions and renovations in this area that have resulted in improved learning environments, and also shows approved projects and their status.

Capital Projects			
New Schools Funded			
Board Wide Allocation:		\$166,097,555	Planning Area Allocated: \$0
School Name	Proposed Opening Date	Allocated Funding	Status
--	--	--	--
Additions/Renovations Funded			
Board Wide Allocation:		\$80,030,388	Planning Area Allocated: \$0
School Name	Proposed Opening Date	Allocated Funding	Status
--	--	--	--

## Section K - North Elementary Review Area - 3

### Enrolment Summary:

Within this review area enrolment is declining. The opening of Mundy's Bay PS and closing of Parkview PS and Regent PS alleviated enrolment pressures, creating a balanced enrolment. Rural schools are continuing to decline. Communities such as Victoria Harbour, Port McNicoll, and Waubaushene are experiencing decline in student enrolment as these areas are being developed with condominium homes, seasonal residents, and adult lifestyle housing. ARC 2011:01 included Port McNicoll PS, Victoria Harbour ES and Waubaushene ES Waubaushene Pines ES and was concluded in June 2012. Waubaushene Pines ES has been closed with students moving into Waubaushene ES.



## Section K - North Elementary Planning Review Area - 3

### School Utilization Summary:

This chart indicates the school utilization for each school. There are a few portables used because enrolment and school capacity in some of the schools are not aligned.

Enrolment Projections to 2024														
Elementary Enrolment	OTG 13	2012	2013	2014	2015	2016	2017	2018	2019	2020	2021	2022	2023	2024
Bayview PS	377	369	367	368	350	344	351	354	350	344	349	353	345	345
Huron Park PS	386	376	369	356	361	360	368	361	359	353	356	354	351	351
James Keating ES	302	256	250	244	242	242	240	238	238	235	236	239	218	223
Mundy's Bay PS	446	420	472	514	563	611	605	593	577	568	572	565	561	561
Port McNicoll PS	256	165	161	159	148	146	139	142	143	132	136	138	136	136
Victoria Harbour ES	265	304	315	311	315	319	332	319	319	323	316	313	300	294
Waubashene ES	55	122	108	103	92	86	87	83	82	82	82	83	82	82
Wyevale Central PS	178	229	221	220	225	228	237	239	241	245	249	258	252	252
<b>Total</b>	<b>2265</b>	<b>2241</b>	<b>2263</b>	<b>2276</b>	<b>2295</b>	<b>2337</b>	<b>2358</b>	<b>2330</b>	<b>2308</b>	<b>2281</b>	<b>2297</b>	<b>2303</b>	<b>2245</b>	<b>2244</b>
Pupils Over/Under Capacity		-24	-2	11	341	383	404	376	354	327	343	349	291	290

Board Wide Elementary Enrolment: 34,836		Planning Area Enrolment: 2,263		% Utilization: 100%	
School Name	OTG 2013	# Of Pupils	% Utilization	# Of Portables	
Bayview PS	377	367	97%	0	
Huron Park PS	386	369	96%	0	
James Keating ES	302	250	83%	0	
Mundy's Bay PS	446	472	106%	2	
Port McNicoll PS	256	161	63%	0	
Victoria Harbour ES	265	315	119%	2	
Waubashene ES	55	108	196%	1	
Wyevale Central PS	178	221	124%	3	

## Section K - North Elementary Planning Review Area – 3

### Program Space Summary:

The programs shown in this chart are county programs and are distributed according to the needs of the students.

Changes to the location of these programs can occur as required.

### September 2014

School Name	Autistic Spectrum Disorder	Developmental Skills	Social Skills	Extended French	French Immersion	Gifted	Section 23
Bayview PS	--	--	--	--	--	Yes	--
Huron Park PS	Yes	Yes	--	--	--	--	--
James Keating ES	--	--	--	--	--	--	--
Mundy's Bay PS	--	--	Yes	Yes	Yes	--	--
Port McNicoll PS	--	--	--	--	--	--	--
Victoria Harbour ES	--	--	Yes	--	--	--	--
Waubashene ES	--	--	--	--	--	--	--
Wyevale Central PS	--	--	--	--	--	--	--

## Section K - North Elementary Planning Review Area - 3

### Full Day Early Learning Kindergarten and Childcare Summary:

This chart summarizes the current locations of the Full Day Early Learning Kindergarten and Childcare programs operating within the schools of the planning area.

#### Full Day Early Learning Kindergarten Program

School Name	# Of Classrooms	Capital Required	Year Implemented
Bayview PS	3	Yes	2013
Huron Park PS	3	Yes	2012
James Keating ES	2	Yes	2012
Mundy's Bay PS	3	Yes	2012
Port McNicoll PS	2	No	2010
Victoria Harbour ES	2	No	2014
Waubauskene ES	1	No	2010
Wyevale Central PS	2	Yes	2013

#### Childcare Centre

School Name	Infants	Toddlers	Pre School	4 and 5 Year Olds	Extended Child Care
Bayview PS	--	--	--	--	Yes
Huron Park PS	--	--	--	--	Yes
James Keating ES	--	--	--	--	Yes
Mundy's Bay PS	--	--	Yes	--	Yes
Port McNicoll PS	--	--	--	--	--
Victoria Harbour ES	--	--	--	--	Yes
Waubauskene ES	--	--	--	--	--
Wyevale Central PS	--	--	--	--	--

## Section K - North Elementary Planning Review Area - 3

### Holding Schools – Closed To Out Of Area Summary:

This chart summarizes schools identified as holding schools for potential growth solutions.

The schools designated as closed to out of area students are the result of holding school status, new schools, and schools reaching septic capacity.

2014/2015 Holding Schools		2014/2015 Schools Closed To Out Of Area Students	
Holding At:	Holding For:	School:	Reason for Closure
Bayview PS	--	--	--
Huron Park PS	--	--	--
James Keating ES	--	--	--
Mundy's Bay PS	--	Closed	French Program
Port McNicoll PS	--	--	--
Victoria Harbour ES	--	--	--
Waubashene ES	--	--	--
Wyevale Central PS	--	--	--

## Section K - North Elementary Planning Review Area - 3

### Capital Renewal Summary:

Variable funding sources have provided an excess of backlogged projects to be completed over recent years which have addressed many high and urgent component replacements throughout the schools.

The chart below indicates by area and school where needs have been focused in recent years which have allowed the high and urgent components to be replaced as required.

Capital Renewal Funding	Stage 1 SCI 2011-2012 Board Allocation: \$3,531,000		Stage 2 SCI 2012-2013 Board Allocation: \$3,559,000		Stage 3 SCI 2013-2014 Board Allocation: \$3,387,000		2011-2012 Annual Renewal Board Allocation: \$7,214,733		2012-2013 Annual Renewal Board Allocation: \$7,133,218		2013-2014 Annual Renewal Board Allocation: \$7,903,000		Deferred Maintenance \$138,328,227	
	# Of Projects	Allocated Funds	# Of Projects	Allocated Funds	# Of Projects	\$ Allocated Funds	# Of Projects	\$ Allocated Funds	# Of Projects	\$ Allocated Funds	# Of Projects	\$ Allocated Funds	# of Items	Funds Required:
Bayview PS	--	--	--	--	--	--	--	--	--	--	--	--	0	\$0
Huron Park PS	--	--	--	--	--	--	--	--	--	--	--	--	1	\$12,600
James Keating ES	--	--	--	--	--	--	1	\$289,062	--	--	--	--	1	\$88,938
Mundy's Bay PS	--	--	--	--	--	--	--	--	--	--	--	--	0	\$0
Port McNicoll PS	--	--	--	--	--	--	--	--	--	--	--	--	52	\$2,522,796
Victoria Harbour ES	--	--	1	\$59,939	--	--	1	\$4,450	--	--	--	--	14	\$1,037,300
Waubashene ES	--	--	--	--	--	--	--	--	1	\$129,821	--	--	38	\$1,184,277
Wyevale Central PS	1	\$7,081	--	--	--	--	1	\$135,791	1	\$101,253	--	--	6	\$237,116
<b>Total</b>	<b>1</b>	<b>\$7,081</b>	<b>1</b>	<b>\$59,939</b>	<b>0</b>	<b>\$0</b>	<b>3</b>	<b>\$429,303</b>	<b>2</b>	<b>\$231,074</b>	<b>0</b>	<b>\$0</b>	<b>112</b>	<b>\$5,083,027</b>




## Section K - North Elementary Planning Review Area - 3

### Energy Consumption Reduction Plan Summary:

Funds for this initiative are used to gather data and provide energy reduction benchmarks that determine the most energy efficient reduction models to determine future projects.

The chart shows the current projects underway which will provide the energy reduction benchmark data.

**Energy Consumption Reduction Plan**






School Name	Energy Efficient Schools	Energy Conservation 2012 - 2013	Energy Conservation 2012 - 2014	Project	Budget	Funding Source	Status
Bayview PS				BAS Setup	TBD	Energy Reserve Stabilization Fund	Proposed
Huron Park PS				BAS Setup	TBD	Energy Reserve Stabilization Fund	Proposed
James Keating ES							
Mundy's Bay PS							
Port McNicoll PS							
Victoria Harbour ES				Lighting Retrofit	\$65,000	Energy Efficient Schools	Complete
Waubashene ES							
Wyevale Central PS							



## Section K - North Elementary Planning Review Area - 3






### Energy Conservation FIT

This table represents the schools currently with contracts under the FIT 2.0 program as well as those who have submitted applications under the FIT 3.0

School	FIT 2.0	FIT 3.0
	kW	Application
Bayview PS		
Huron Park PS		
James Keating ES	75	
Mundy's Bay PS		
Port McNicoll PS		
Victoria Harbour ES		
Waubashene ES		
Wyevale Central PS		

### EcoSchools

This table represents schools that have certified as an Ontario EcoSchool. Schools may be certified as bronze, silver or gold level.

2008/09	2009/10	2010/11	2011/12	2012/13
				
				
				






























## Section K - North Elementary Planning Review Area - 3

### School Accessibility Summary:

The Accessibility For Ontarians With Disabilities Act requires all public buildings within the province of Ontario to be fully accessible by 2025.

Funding has been used from annual renewal and capital projects. All new schools are constructed to meet the requirements of the Act.

The chart below indicates the accessibility status of the schools within the planning area.

<i>School Name</i>	<i>Site Accessible</i>	<i>School Accessible</i>	<i>Student Washrooms</i>	<i>Staff Washrooms</i>	<i>Special Needs Washroom</i>
Bayview PS					
Huron Park PS					
James Keating ES					
Mundy's Bay PS					
Port McNicoll PS					
Victoria Harbour ES					
Waubauskene ES					
Waubauskene Pines ES					
Wyevale Central PS					



The accessibility symbol indicating the school is accessible does not necessarily mean that the building is fully accessible to the AODA or the Ontario Building Code. This symbol indicates that at least one entrance and washroom is accessible.

## Section K - North Elementary Planning Review Area - 3

### Capital Funding Summary:

Capital funding provides the Board with revenue to construct new schools, additions and renovations in existing schools. These projects are a result of capital priorities approved by the Board and subsequently approved by the Ministry. Funding is used to construct new growth schools and additions, replace aging and failing buildings, and renovate existing schools.

Since 2007, the Board has received funding approval totaling \$246,127,943.

The chart below shows the new school construction, additions and renovations in this area that have resulted in improved learning environments, and also shows approved projects and their status.

Capital Projects			
New Schools Funded			
Board Wide Allocation:		\$166,097,555	
Planning Area Allocated:			\$14,429,818
School Name	Proposed Opening Date	Allocated Funding	Status
Mundy's Bay PS	2008	\$14,429,818	Complete
Additions/Renovations Funded			
Board Wide Allocation:		\$80,030,388	
Planning Area Allocated:			\$18,029,842
School Name	Proposed Opening Date	Allocated Funding	Status
Bayview PS	2008	\$6,778,744	Complete
Huron Park PS	2008	\$5,276,640	Complete
James Keating ES	2008	\$5,974,458	Complete

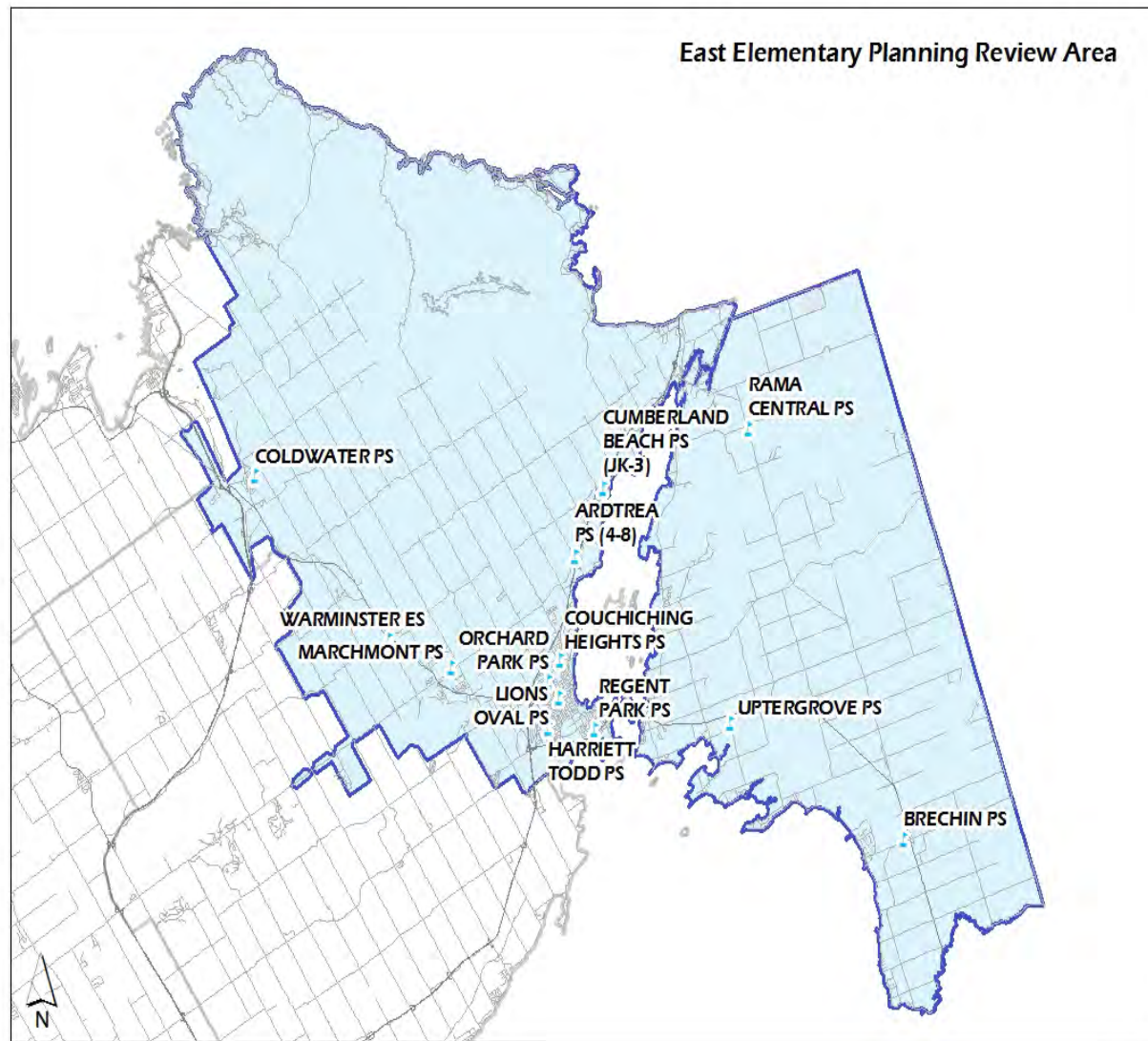
## Section K - East Elementary Planning Review Area – 4

### Enrolment Summary:

Within this review area enrolment is stable. The opening of Lions Oval PS and closing of David H. Church PS, Hillcrest PS and Mount Slaven PS has alleviated enrolment pressures and created a balanced enrolment within the City of Orillia. Rural schools continue to decline in the Township of Ramara. Other rural schools are stable. Coldwater PS will receive Moonstone PS grades 4, 5 and 6 in 2016.

ARC 2011:02 included Coldwater PS, Moonstone ES and Warminster ES

Since the 2009 Capital Plan, an attendance area review was undertaken between East Oro PS and Harriett Todd PS, that redistributed students to balance enrolment pressures, program equity and under utilization





## Section K - East Elementary Planning Review Area – 4

### School Utilization Summary:

This chart indicates the school utilization for each school. There are a few portables used because enrolment and school capacity in some schools are not aligned.

Enrolment Projections to 2024														
Elementary Enrolment	OTG 13	2012	2013	2014	2015	2016	2017	2018	2019	2020	2021	2022	2023	2024
Ardtree-Cumberland Beach PS	320	345	350	349	347	343	340	340	336	343	334	326	322	322
Brechin PS	233	179	186	186	181	179	169	167	165	157	155	155	147	144
Coldwater PS	325	321	303	293	284	338	326	327	318	311	315	312	309	309
Couchiching Heights PS	288	329	335	349	340	339	344	341	325	330	321	326	319	319
Harriett Todd PS	569	528	473	471	457	457	459	454	469	480	489	496	490	495
Lions Oval PS	457	472	481	490	499	519	512	529	534	541	540	547	537	537
Marchmont PS	293	350	347	348	348	359	361	360	361	355	372	362	362	362
Orchard Park PS	372	495	482	468	455	458	446	444	437	453	457	459	466	473
Rama Central PS	224	248	235	217	218	216	212	208	202	203	205	200	202	202
Regent Park PS	492	476	482	488	529	566	567	575	577	577	597	608	608	607
Uptergrove PS	233	280	282	288	289	293	297	295	292	290	286	280	271	268
Warminster ES	167	184	196	209	214	221	226	231	239	241	242	236	228	227
<b>Total</b>	<b>3973</b>	<b>4207</b>	<b>4152</b>	<b>4155</b>	<b>4161</b>	<b>4288</b>	<b>4261</b>	<b>4273</b>	<b>4255</b>	<b>4281</b>	<b>4313</b>	<b>4307</b>	<b>4261</b>	<b>4266</b>
Pupils Over/Under Capacity		234	179	182	188	315	288	300	282	308	340	334	288	293

Board Wide Elementary Enrolment: 34,836		Planning Area Enrolment: 4,152		% Utilization: 105%	
School Name	OTG 2013	# Of Pupils	% Utilization	# Of Portables in use	
Ardtree-Cumberland Beach PS	320	350	109%	2	
Brechin PS	233	186	80%	0	
Coldwater PS	325	303	93%	0	
Couchiching Heights PS	288	335	116%	2	
Harriett Todd PS	569	473	83%	0	
Lions Oval PS	457	481	105%	1	
Marchmont PS	293	347	118%	4	
Orchard Park PS	372	482	130%	6	
Rama Central PS	224	235	105%	1	
Regent Park PS	492	482	98%	0	
Uptergrove PS	233	282	121%	2	
Warminster ES	167	196	117%	1	

## Section K - East Elementary Planning Review Area – 4

### Program Space Summary:

The programs shown in this chart are county programs and are distributed according to the needs of the students.

Changes to the location of these programs can occur as required.

September 2014

School Name	Autistic Spectrum Disorder	Developmental Skills	Social Skills	Extended French	French Immersion	Gifted	Section 23
Ardrea-Cumberland Beach PS	--	--	--	--	--	--	--
Brechin PS	--	--	--	--	--	--	--
Coldwater PS	--	--	--	--	--	--	--
Couchiching Heights PS	Yes	--	--	--	--	--	--
Harriett Todd PS	--	--	--	--	--	--	--
Lions Oval PS	--	--	Yes	--	--	--	--
Marchmont PS	--	--	--	--	--	--	--
Orchard Park PS	Yes	Yes	--	--	--	Yes	--
Rama Central PS	--	--	--	--	--	--	--
Regent Park PS	--	--	Yes	Yes	Yes	--	--
Uptergrove PS	--	--	--	--	--	--	--
Warminster ES	--	--	--	--	--	--	--

## Section K - East Elementary Planning Review Area – 4

### Full Day Early Learning Kindergarten and Childcare Summary:

This chart summarizes the current locations of the Full Day Learning Kindergarten and Childcare programs operating within the schools of the planning area.

#### Full Day Early Learning Kindergarten Program

School Name	# Of Classrooms	Capital Required	Year Implemented
Ardtrea-Cumberland Beach PS	2	No	2011
Brechin PS	1	No	2012
Coldwater PS	2	No	2010
Couchiching Heights PS	2	No	2014
Harriett Todd PS	5	No	2013
Lions Oval PS	4	No	2010
Marchmont PS	2	No	2013
Orchard Park PS	3	Yes	2013
Rama Central PS	2	Yes	2013
Regent Park PS	3	Yes	2012
Uptergrove PS	2	Yes	2012
Warminster ES	1	No	2010

#### Childcare Centre

School Name	Infants	Toddlers	Pre School	4 and 5 Year Olds	Extended Child Care
Ardtrea-Cumberland Beach PS	--	--	--	--	Yes
Brechin PS	--	--	--	--	--
Coldwater PS	--	--	--	--	--
Couchiching Heights PS	--	--	--	--	--
Harriett Todd PS	Yes	--	Yes	--	Yes
Lions Oval PS	--	Yes	Yes	--	Yes
Marchmont PS	--	--	--	--	Yes
Orchard Park PS	--	--	--	--	Yes
Rama Central PS	--	--	--	--	Yes
Regent Park PS	--	Yes	Yes	--	Yes
Uptergrove PS	--	--	--	--	--
Warminster ES	--	--	--	--	Yes

## Section K - East Elementary Planning Review Area – 4

### Holding Schools – Closed To Out Of Area Summary:

This chart summarizes schools identified as holding schools for potential growth solutions.

The schools designated as closed to out of area students are the result of holding school status, new schools, and schools reaching septic capacity.

2013/2014 Holding Schools		2013/2014 Schools Closed To Out Of Area Students	
Holding At	Holding For	Status	Reason for Closure
Ardtree-Cumberland Beach PS	--	Closed	Septic Capacity
Brechin PS	--	--	--
Coldwater PS	--	--	--
Couchiching Heights PS	--	--	--
Harriett Todd PS	--	--	--
Lions Oval PS	--	--	--
Marchmont PS	--	--	--
Orchard Park PS	--	--	--
Rama Central PS	--	--	--
Regent Park PS	--	Closed	French Program
Uptergrove PS	--	--	--
Warminster ES	--	--	--



## Section K - East Elementary Planning Review Area – 4

### Capital Renewal Summary:

Variable funding sources have provided an excess of backlogged projects to be completed over recent years which have addressed many high and urgent component replacements throughout the schools.

The chart below indicates by area and school where needs have been focused in recent years which have allowed the high and urgent components to be replaced as required.



Capital Renewal Funding	Stage 1 SCI 2011-2012 Board Allocation: \$3,531,000		Stage 2 SCI 2012-2013 Board Allocation: \$3,559,000		Stage 3 SCI 2013-2014 Board Allocation: \$3,387,000		2011-2012 Annual Renewal Board Allocation: \$7,214,733		2012-2013 Annual Renewal Board Allocation: \$7,133,218		2013-2014 Annual Renewal Board Allocation: \$7,903,000		Deferred Maintenance \$138,328,227	
	# Of Projects	Allocated Funds	# Of Projects	\$ Allocated Funds	# Of Projects	\$ Allocated Funds	# Of Projects	\$ Allocated Funds	# Of Projects	\$ Allocated Funds	# Of Projects	\$ Allocated Funds	# of Items	Funds Required:
Ardtree-Cumberland Beach PS	--	--	--	--	--	--	1	\$7,151	1	\$40,645	--	--	44	\$1,984,584
Brechin PS	--	--	--	--	--	--	--	--	--	--	--	--	9	\$339,150
Coldwater PS	--	--	--	--	--	--	1	\$118,506	1	\$8,126	--	--	8	\$753,900
Couchiching Heights PS	--	--	--	--	--	--	1	\$13,999	1	\$78,186	--	--	73	\$2,928,034
Harriett Todd PS	--	--	--	--	--	--	1	\$25,587	--	--	1	\$47,000	25	\$1,487,072
Lions Oval PS	--	--	--	--	--	--	1	\$4,890	--	--	--	--	0	\$0
Marchmont PS	--	--	--	--	--	--	--	--	1	\$38,959	--	--	35	\$1,075,063
Orchard Park PS	--	--	--	--	--	--	2	\$57,807	1	\$37,368	--	--	32	\$2,467,024
Rama Central PS	--	--	--	--	--	--	--	--	1	\$8,888	--	--	14	\$480,900
Regent Park PS	--	--	--	--	--	--	1	\$1,900	1	\$919	--	--	7	\$257,539
Uptergrove PS	--	--	--	--	--	--	1	\$76,446	--	--	--	--	15	\$731,850
Warminster ES	--	--	--	--	--	--	--	--	--	--	1	\$50,000	38	\$1,238,760
<b>Total</b>	<b>0</b>	<b>\$0</b>	<b>0</b>	<b>\$0</b>	<b>0</b>	<b>\$0</b>	<b>9</b>	<b>\$306,287</b>	<b>7</b>	<b>\$213,090</b>	<b>2</b>	<b>\$97,000</b>	<b>300</b>	<b>\$13,743,876</b>

## Section K - East Elementary Planning Review Area - 4

### Energy Consumption Reduction Plan Summary:

Funds for this initiative are used to gather data and provide energy reduction benchmarks that determine the most energy efficient reduction models to determine future projects.

The chart shows the current projects underway which will provide the energy reduction benchmark data.

Energy Consumption Reduction Plan							
School Name	Energy Efficient Schools	Energy Conservation 2012 - 2013	Energy Conservation 2012 - 2014	Project	Budget	Funding Source	Status
Ardrea-Cumberland Beach PS							
Brechin PS							
Coldwater PS							
Couchiching Heights PS							
Harriett Todd PS							
Lions Oval PS							
Marchmont PS							
Orchard Park PS							
Rama Central PS							
Regent Park PS				Lighting Retrofit	\$25,000	Energy Efficient Schools	Complete
Uptergrove PS							
Warminster ES				Boiler Replacement	TBD	Energy Reserve Stabilization Fund	Proposed

## Section K - East Elementary Planning Review Area - 4



### Energy Conservation FIT

This table represents the schools currently with contracts under the FIT 2.0 program as well as those who have submitted applications under the FIT 3.0

School	FIT 2.0	FIT 3.0
	kW	Application
Ardrea-Cumberland Beach PS		
Brechin PS	75	
Coldwater PS		
Couchiching Heights PS	50	
Harriett Todd PS	75	
Lions Oval PS	50	
Marchmont PS		
Orchard Park PS	75	
Rama Central PS	50	
Regent Park PS	100	
Uptergrove PS	75	
Warminster ES		

### EcoSchools

This table represents schools that have certified as an Ontario EcoSchool. Schools may be certified as bronze, silver or gold level.

2008/09	2009/10	2010/11	2011/12	2012/13
				
				

















































## Section K - East Elementary Planning Review Area - 4

### School Accessibility Summary:

The Accessibility For Ontarians With Disabilities Act requires all public buildings within the province of Ontario to be fully accessible by 2025.

Funding has been used from annual renewal and capital projects. All new schools are constructed to meet the requirements of the Act.

The chart below indicates the accessibility status of the schools within the planning area.

<i>School Name</i>	<i>Site Accessible</i>	<i>School Accessible</i>	<i>Student Washrooms</i>	<i>Staff Washrooms</i>	<i>Special Needs Washroom</i>
Ardrea PS					
Cumberland Beach PS					
Bechin PS					
Coldwater PS					
Couchiching Heights PS					
Harriett Todd PS					
Lions Oval PS					
Marchmont PS					
Orchard Park PS					
Rama Central PS					
Regent Park PS					
Uptergrove PS					
Warminster ES					



**Is Accessible**

The accessibility symbol indicating the school is accessible does not necessarily mean that the building is fully accessible to the AODA or the Ontario Building Code. This symbol indicates that at least one entrance and washroom is accessible.

## Section K - East Elementary Planning Review Area - 4

### Capital Funding Summary:

Capital funding provides the Board with revenue to construct new schools, additions and renovations in existing schools. These projects are a result of capital priorities approved by the Board and subsequently approved by the Ministry. Funding is used to construct new growth schools and additions, replace aging and failing buildings, and renovate existing schools.

Since 2007, the Board has received funding approval totaling \$246,127,943.

The chart below shows the new school construction, additions and renovations in this area that have resulted in improved learning environments, and also shows approved projects and their status.

Capital Projects			
New Schools Funded			
Board Wide Allocation:		\$166,097,555	
Planning Area Allocated:			\$11,981,116
School Name	Proposed Opening Date	Allocated Funding	Status
Lions Oval PS	2010	\$11,981,116	Complete
Additions/Renovations Funded			
Board Wide Allocation:		\$80,030,388	
Planning Area Allocated:			\$16,461,336
School Name	Proposed Opening Date	Allocated Funding	Status
Regent Park PS	2008	\$8,399,349	Complete
Couchiching Heights PS	2009	\$1,718,389	Complete
Harriett Todd PS	2011	\$6,343,598	Complete

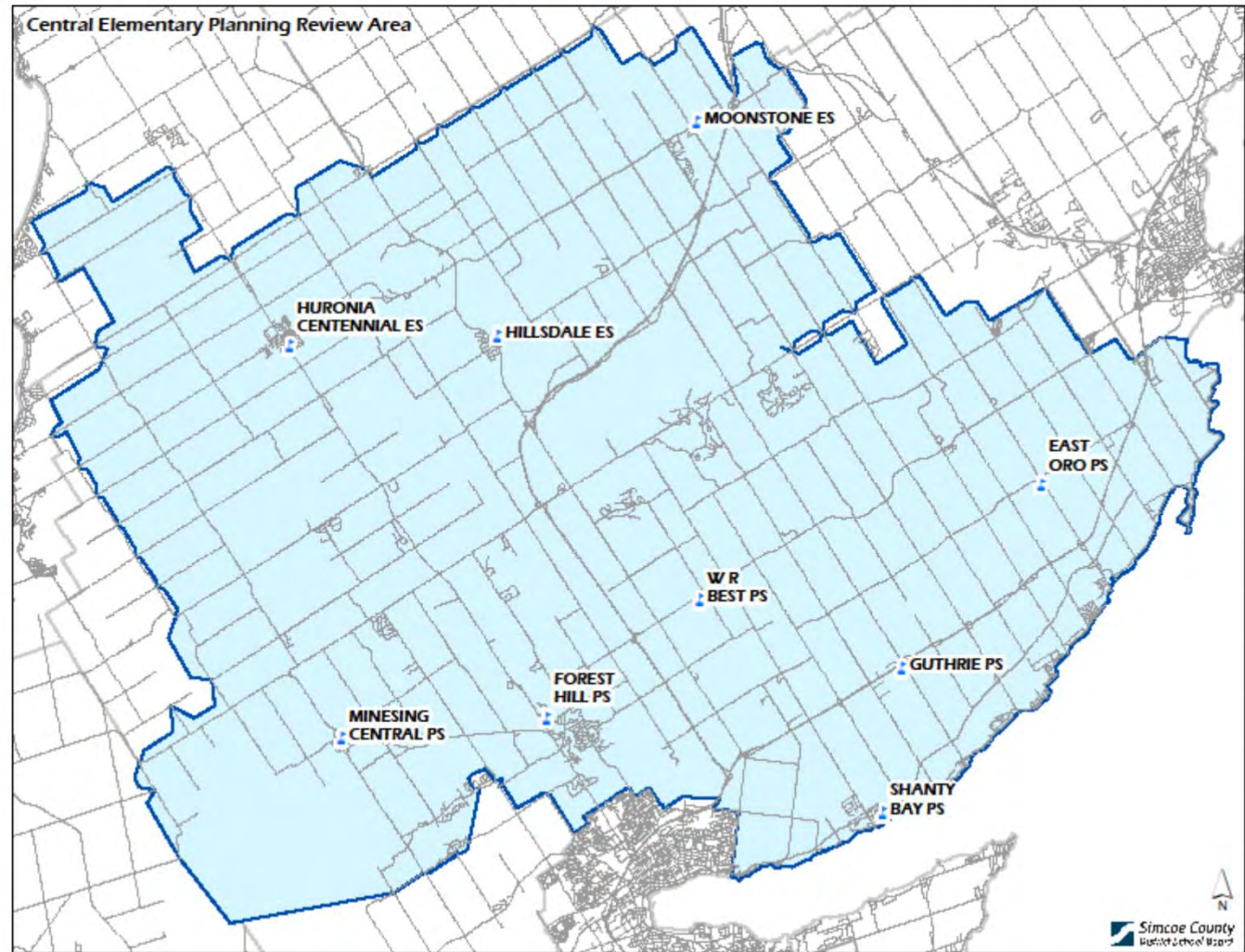


## Section K - Central Elementary Planning Review Area – 5

### Enrolment Summary:

Within this review area enrolment is stable. Boundary changes between Harriett Todd PS and East Oro PS have balanced enrolment. ARC 2011:02 included Coldwater PS, Moonstone ES and Warminster PS.

Moonstone PS grades 4, 5 and 6 will be transferred to Coldwater PS in 2016.



## Section K - Central Elementary Planning Review Area – 5

### School Utilization Summary:

This chart indicates the school utilization for each school.

Enrolment Projections to 2024														
Elementary Enrolment	OTG 13	2012	2013	2014	2015	2016	2017	2018	2019	2020	2021	2022	2023	2024
East Oro PS	256	278	252	254	252	242	241	249	247	246	254	247	246	246
Forest Hill PS	391	528	576	588	610	610	601	590	584	576	575	570	568	568
Guthrie PS	394	449	449	436	437	425	414	410	400	396	394	389	393	398
Hillsdale ES	164	206	205	199	203	200	199	188	176	180	174	177	175	175
Huronian Centennial ES	388	510	507	517	507	507	507	507	503	495	507	502	492	492
Minesing Central PS	345	452	469	470	466	456	437	438	425	417	413	408	420	432
Moonstone ES	89	150	136	133	130	75	78	76	76	76	76	76	76	76
Shanty Bay PS	121	188	170	168	155	147	142	139	136	136	131	135	138	141
WR Best Memorial PS	210	327	335	350	349	346	346	351	356	360	357	353	349	349
<b>Total</b>	<b>2358</b>	<b>3088</b>	<b>3099</b>	<b>3116</b>	<b>3109</b>	<b>3007</b>	<b>2963</b>	<b>2948</b>	<b>2903</b>	<b>2882</b>	<b>2881</b>	<b>2856</b>	<b>2858</b>	<b>2877</b>
Pupils Over/Under Capacity		730	741	758	751	649	605	590	545	524	523	498	500	519

Board Wide Elementary Enrolment: 34,836		Planning Area Enrolment: 3,099		% Utilization: 131%
School Name	OTG 2013	# Of Pupils	% Utilization	# Of Portables in use
East Oro PS	256	252	98%	0
Forest Hill PS	391	576	147%	7
Guthrie PS	394	449	114%	2
Hillsdale ES	164	205	125%	2
Huronian Centennial ES	388	507	131%	5
Minesing Central PS	345	469	136%	4
Moonstone ES	89	136	153%	3
Shanty Bay PS	121	170	140%	3
WR Best Memorial PS	210	335	160%	5

## Section K - Central Elementary Planning Review Area – 5

### Program Space Summary:

The programs shown in this chart are county programs and are distributed according to the needs of the students.

Changes to the location of these programs can occur as required.

September 2014

School Name	Autistic Spectrum Disorder	Developmental Skills	Social Skills	Extended French	French Immersion	Gifted	Section 23
East Oro PS	--	--	--	--	--	--	--
Forest Hill PS	--	--	--	Yes	Yes	--	--
Guthrie PS	--	--	--	--	--	--	--
Hillsdale ES	--	--	--	--	--	--	--
Huron Centennial ES	--	--	--	--	--	--	--
Minesing Central PS	--	--	--	--	--	--	--
Moonstone ES	--	--	--	--	--	--	--
Shanty Bay PS	--	--	--	--	--	--	--
WR Best Memorial PS	--	--	--	--	--	--	--



## Section K - Central Elementary Planning Review Area – 5

### Full Day Early Learning Kindergarten and Childcare Summary:

This chart summarizes the current locations of the Full Day Early Learning Kindergarten and Childcare programs operating within the schools of the planning area.

#### Full Day Early Learning Kindergarten Program

School Name	# Of Classrooms	Capital Required	Year Implemented
East Oro PS	2	Yes	2012
Forest Hill PS	3	Yes	2013
Guthrie PS	3	Yes	2012
Hillsdale ES	2	Yes	2012
Huron Centennial ES	4	Yes	2012
Minesing Central PS	3	Yes	2013
Moonstone ES	2	Yes	2014
Shanty Bay PS	1	No	2013
WR Best Memorial PS	2	Yes	2012

#### Childcare Centre

School Name	Infants	Toddlers	Pre School	4 and 5 Year Olds	Extended Child Care
East Oro PS	--	--	--	--	Yes
Forest Hill PS	--	--	--	--	Yes
Guthrie PS	--	--	--	--	Yes
Hillsdale ES	--	--	--	--	Yes
Huron Centennial ES	--	--	--	--	Yes
Minesing Central PS	--	Yes	Yes	--	Yes
Moonstone ES	--	--	--	--	--
Shanty Bay PS	--	--	--	--	Yes
WR Best Memorial PS	--	--	--	--	Yes

## Section K - Central Elementary Planning Review Area – 5

### Holding Schools – Closed To Out Of Area Summary:

This chart summarizes schools identified as holding schools for potential growth solutions.

The schools designated as closed to out of area students are the result of holding school status, new schools, and schools reaching septic capacity.

2014/2015 Holding Schools		2014/2015 Schools Closed to Out of Area Students	
Holding At:	Holding For:	School:	Reason for Closure
East Oro PS	--	--	--
Forest Hill PS	--	Closed	Septic Capacity
Guthrie PS	--	--	--
Hillsdale ES	--	--	--
Huron Centennial ES	--	--	--
Minesing Central PS	--	Closed	Septic Capacity
Moonstone ES	--	--	--
Shanty Bay PS	--	--	--
WR Best Memorial PS	--	Closed	Septic Capacity

## Section K - Central Elementary Planning Review Area – 5

### Capital Renewal Summary:

Variable funding sources have provided an excess of backlogged projects to be completed over recent years which have addressed many high and urgent component replacements throughout the schools.

The chart below indicates by area and school where needs have been focused in recent years which have allowed the high and urgent components to be replaced as required.

Capital Renewal Funding	Stage 1 SCI 2011-2012 Board Allocation: \$3,531,000		Stage 2 SCI 2012-2013 Board Allocation: \$3,559,000		Stage 3 SCI 2013-2014 Board Allocation: \$3,387,000		2011-2012 Annual Renewal Board Allocation: \$7,214,733		2012-2013 Annual Renewal Board Allocation: \$7,133,218		2013-2014 Annual Renewal Board Allocation: \$7,903,000		Deferred Maintenance \$138,328,227	
	# Of Projects	\$ Allocated Funds	# Of Projects	\$ Allocated Funds	# Of Projects	Allocated Funds	# Of Projects	\$ Allocated Funds	# Of Projects	\$ Allocated Funds	# Of Projects	\$ Allocated Funds	# of Items	Funds Required:
East Oro PS	--	--	--	--	--	--	--	--	--	--	--	--	32	\$1,141,073
Forest Hill PS	--	--	--	--	--	--	1	\$13,522	1	\$88,249	--	--	16	\$1,058,400
Guthrie PS	1	351,013	1	134,607	--	--	2	\$152,319	2	\$12,567	--	--	2	\$1,518,426
Hillsdale ES	--	--	--	--	--	--	1	\$56,000	1	\$99,314	--	--	7	\$258,736
Huron Centennial ES	2	1,228,596	--	--	--	--	--	--	1	\$284,850	--	--	3	\$192,900
Minesing Central PS	--	--	--	--	--	--	--	--	1	\$14,279	1	\$502,000	6	\$414,750
Moonstone ES	--	--	--	--	--	--	--	--	2	\$88,437	--	--	31	\$1,042,175
Shanty Bay PS	--	--	--	--	--	--	--	--	--	--	--	--	19	\$678,555
WR Best Memorial PS	--	--	--	--	--	--	--	--	--	--	--	--	12	\$530,250
<b>Total</b>	<b>3</b>	<b>\$1,579,608</b>	<b>1</b>	<b>\$134,607</b>	<b>0</b>	<b>\$0</b>	<b>4</b>	<b>\$221,841</b>	<b>8</b>	<b>\$587,697</b>	<b>1</b>	<b>\$502,000</b>	<b>128</b>	<b>\$6,835,265</b>


## Section K - Central Elementary Planning Review Area – 5

### Energy Consumption Reduction Plan Summary:

Funds for this initiative are used to gather data and provide energy reduction benchmarks that determine the most energy efficient reduction models to determine future projects.

The chart shows the current projects underway which will provide the energy reduction benchmark data.




**Energy Consumption Reduction Plan**

School	Energy Efficient Schools	Energy Conservation 2012 - 2013	Energy Conservation 2012 - 2014	Project	Budget	Funding Source	Status
<b>East Oro PS</b>							
<b>Forest Hill PS</b>							
<b>Guthrie PS</b>				Ground Source Heating & Cooling	\$92,500	Renewable Energy Funding	Complete
<b>Hillsdale ES</b>							
<b>Huronia Centennial ES</b>							
<b>Minesing Central PS</b>							
<b>Moonstone ES</b>							
<b>Shanty Bay PS</b>							
<b>WR Best Memorial PS</b>				Lighting Retrofit	\$55,000	Energy Efficient Schools	Complete

## Section K - Central Elementary Planning Review Area – 5







### Energy Conservation FIT

This table represents the schools currently with contracts under the FIT 2.0 program as well as those who have submitted applications under the FIT 3.0

School	FIT 2.0	FIT 3.0
	kW	Application
East Oro PS		
Forest Hill PS	150	
Guthrie PS		
Hillsdale ES	75	
Huronian Centennial ES	125	
Minesing Central PS	100	
Moonstone ES		
Shanty Bay PS		
WR Best Memorial PS		

### EcoSchools

This table represents schools that have certified as an Ontario EcoSchool. Schools may be certified as bronze, silver or gold level.

2008/09	2009/10	2010/11	2011/12	2012/13
				
				
				






























## Section K - Central Elementary Planning Review Area – 5

### School Accessibility Summary:

The Accessibility For Ontarians With Disabilities Act requires all public buildings within the province of Ontario to be fully accessible by 2025.

Funding has been used from annual renewal and capital projects. All new schools are constructed to meet the requirements of the Act.

The chart below indicates the accessibility status of the schools within the planning area.

<i><b>School Name</b></i>	<i><b>Site Accessible</b></i>	<i><b>School Accessible</b></i>	<i><b>Student Washrooms</b></i>	<i><b>Staff Washrooms</b></i>	<i><b>Special Needs Washroom</b></i>
East Oro PS					
Forest Hill PS					
Guthrie PS					
Hillsdale ES					
Huron Centennial ES					
Minesing Central PS					
Moonstone ES					
Shanty Bay PS					
W.R. Best PS					

 **Is Accessible**

The accessibility symbol indicating the school is accessible does not necessarily mean that the building is fully accessible to the AODA or the Ontario Building Code. This symbol indicates that at least one entrance and washroom is accessible.

## Section K - Central Elementary Planning Review Area – 5

### Capital Funding Summary:

Capital funding provides the Board with revenue to construct new schools, additions and renovations in existing schools. These projects are a result of capital priorities approved by the Board and subsequently approved by the Ministry. Funding is used to construct new growth schools and additions, replace aging and failing buildings, and renovate existing schools.

Since 2007, the Board has received funding approval totaling \$246,127,943.

The chart below shows the new school construction, additions and renovations in this area that have resulted in improved learning environments, and also shows approved projects and their status.

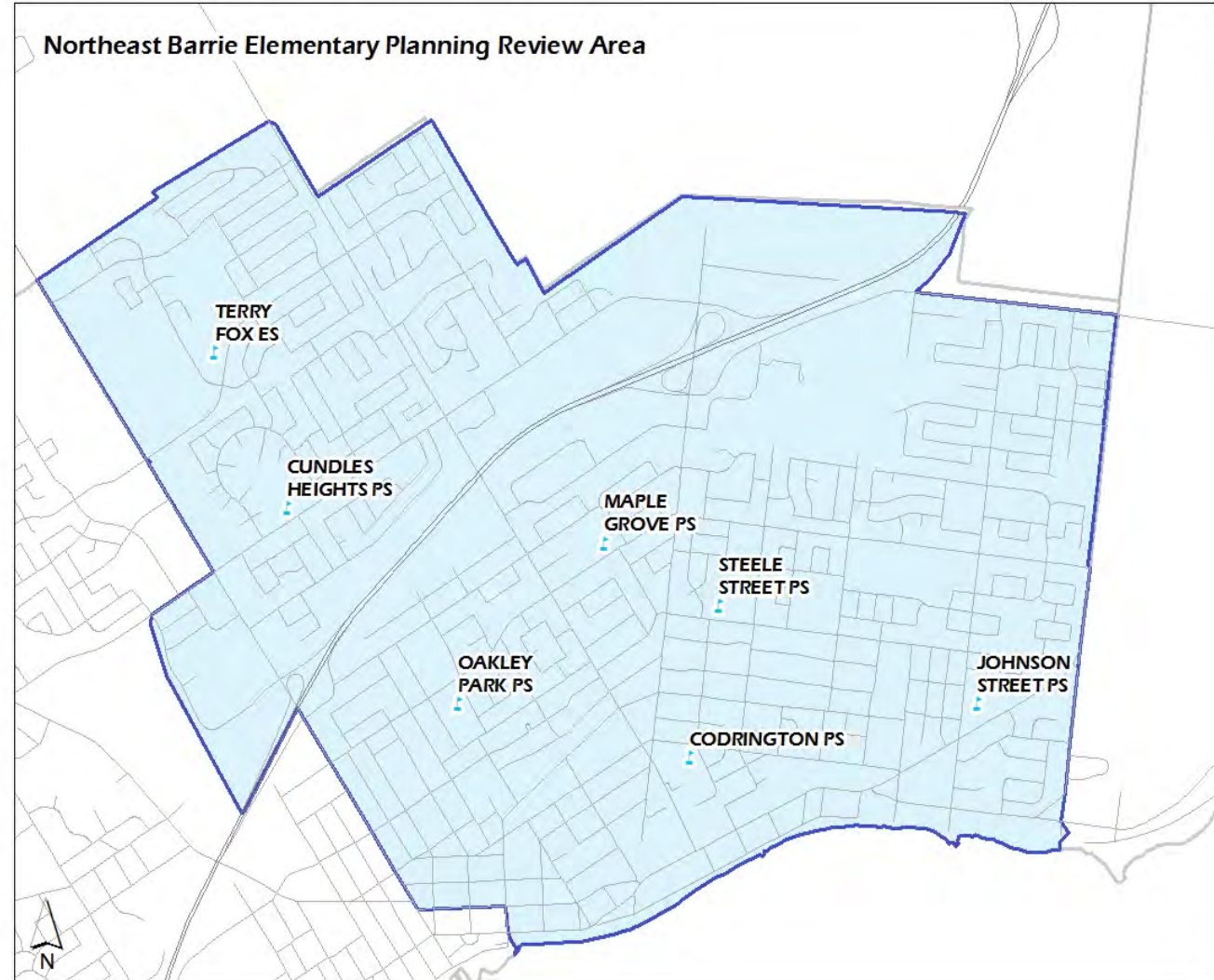
Capital Projects			
New Schools Funded			
Board Wide Allocation:		\$166,097,555	Planning Area Allocated:
			\$0
School Name	Proposed Opening Date	Allocated Funding	Status
--	--	--	--
--	--	--	--
--	--	--	--
--	--	--	--
Additions/Renovations Funded			
Board Wide Allocation:		\$80,030,388	Planning Area Allocated:
			\$0
School Name	Proposed Opening Date	Allocated Funding	Status
--	--	--	--
--	--	--	--
--	--	--	--
--	--	--	--



## Section K - Northeast Barrie Elementary Planning Review Area – 6

### Enrolment Summary:

Within this review area enrolment is declining. Since the 2009 Capital Plan, an attendance area review was undertaken that has balanced the enrolment pressures at Terry Fox ES and Maple Grove PS.





## Section K - Northeast Barrie Elementary Planning Review Area – 6

### School Utilization Summary:

This chart indicates the school utilization for each school. There are a few portables used because enrolment and school capacity in some of the schools are not aligned.

Enrolment Projections to 2024														
Elementary Enrolment	OTG 13	2012	2013	2014	2015	2016	2017	2018	2019	2020	2021	2022	2023	2024
Codrington PS	279	301	294	298	298	297	301	297	295	284	280	284	279	278
Cundles Heights PS	492	376	377	378	377	380	387	395	390	395	401	398	393	393
Johnson Street PS	302	241	250	248	242	245	244	247	246	244	246	248	241	242
Maple Grove PS	388	452	464	473	473	472	470	477	480	472	467	463	461	462
Oakley Park PS	424	286	266	306	338	365	399	439	470	500	534	533	531	531
Steele Street PS	423	384	370	361	359	354	341	343	358	348	342	335	335	335
Terry Fox ES	535	581	562	533	501	479	467	459	462	446	438	436	438	442
<b>Total</b>	<b>2843</b>	<b>2621</b>	<b>2583</b>	<b>2596</b>	<b>2588</b>	<b>2591</b>	<b>2609</b>	<b>2658</b>	<b>2701</b>	<b>2690</b>	<b>2708</b>	<b>2698</b>	<b>2678</b>	<b>2682</b>
Pupils Over/Under Capacity		-222	-260	-247	-255	-252	-234	-185	-142	-153	-135	-145	-165	-161

Board Wide Elementary Enrolment: 34,836		Planning Area Enrolment: 2,583		% Utilization: 91%
School Name	OTG 2013	# Of Pupils	% Utilization	# Of Portables in use
Codrington PS	279	294	105%	2
Cundles Heights PS	492	377	77%	0
Johnson Street PS	302	250	83%	0
Maple Grove PS	388	464	120%	2
Oakley Park PS	424	266	63%	0
Steele Street PS	423	370	87%	0
Terry Fox ES	535	562	105%	2

## Section K - Northeast Barrie Elementary Planning Review Area – 6

### Program Space Summary:

The programs shown in this chart are county programs and are distributed according to the needs of the students.  
Changes to the location of these programs can occur as required.

September 2014

School Name	Autistic Spectrum Disorder	Developmental Skills	Social Skills	Extended French	French Immersion	Gifted	Section 23
Codrington PS	--	--	--	--	--	Yes	--
Cundles Heights PS	--	--	Yes	--	--	--	--
Johnson Street PS	--	--	--	--	--	--	--
Maple Grove PS	--	--	--	--	--	--	--
Oakley Park PS	Yes	--	--	--	Yes	--	--
Steele Street PS	--	--	--	--	--	--	--
Terry Fox ES	Yes	--	--	--	--	--	--

## Section K - Northeast Barrie Elementary Planning Review Area – 6

### Full Day Early Learning Kindergarten and Childcare Summary:

This chart summarizes the current locations of the Full Day Early Learning Kindergarten and Childcare programs operating within the schools of the planning area.

#### Full Day Early Learning Kindergarten Program

School Name	# Of Classrooms	Capital Required	Year Implemented
Codrington PS	2	No	2010
Cundles Heights PS	3	Yes	2012
Johnson Street PS	2	No	2013
Maple Grove PS	4	Yes	2013
Oakley Park PS	2	No	2010
Steele Street PS	3	No	2012
Terry Fox ES	5	Yes	2013

#### Childcare Centre

School Name	Infants	Toddlers	Pre School	4 and 5 Year Olds	Extended Child Care
Codrington PS	--	--	--	--	Yes
Cundles Heights PS	--	--	--	--	Yes
Johnson Street PS	--	--	--	--	--
Maple Grove PS	--	--	--	--	Yes
Oakley Park PS	--	Yes	Yes	--	Yes
Steele Street PS	--	--	--	--	Yes
Terry Fox ES	--	--	--	--	Yes

## Section K - Northeast Barrie Elementary Planning Review Area – 6

### Holding Schools – Closed To Out Of Area Summary:

This chart summarizes identified holding schools for potential growth solutions.

The schools designated as closed to out of area students are the result of holding school status, new schools, and schools reaching septic capacity.

2014/2015 Holding Schools		2014/2015 Schools Closed to Out of Area Students	
Holding At:	Holding For:	School:	Reason for Closure
Codrington PS	--	--	--
Cundles Heights PS	--	--	--
Johnson Street PS	--	--	--
Maple Grove PS	--	--	--
Oakley Park PS	--	--	--
Steele Street PS	--	--	--
Terry Fox ES	--	--	--

## Section K - Northeast Barrie Elementary Planning Review Area - 6

### Capital Renewal Summary:

Variable funding sources have provided an excess of backlogged projects to be completed over recent years which have addressed many high and urgent component replacements throughout the schools.

The chart below indicates by area and school where needs have been focused in recent years which have allowed the high and urgent components to be replaced as required.







Capital Renewal Funding	Stage 1 SCI 2011-2012 Board Allocation: \$3,531,000		Stage 2 SCI 2012-2013 Board Allocation: \$3,559,000		Stage 3 SCI 2013-2014 Board Allocation: \$3,387,000		2011-2012 Annual Renewal Board Allocation: \$7,214,733		2012-2013 Annual Renewal Board Allocation: \$7,133,218		2013-2014 Annual Renewal Board Allocation: \$7,903,000		Deferred Maintenance \$138,328,227	
	# Of Projects	\$ Allocated Funds	# Of Projects	\$ Allocated Funds	# Of Projects	\$ Allocated Funds	# Of Projects	\$ Allocated Funds	# Of Projects	\$ Allocated Funds	# Of Projects	\$ Allocated Funds	# of Items	Funds Required:
Codrington PS	--	--	--	--	--	--	1	\$116,531	1	\$309,564	2	\$200,000	20	\$1,480,255
Cundles Heights PS	--	--	--	--	--	--	--	--	1	\$17,023	1	\$200,000	8	\$288,580
Johnson Street PS	--	--	--	--	--	--	--	--	--	--	1	\$130,000	4	\$74,052
Maple Grove PS	--	--	1	\$19,529	--	--	--	--	--	--	--	--	4	\$255,000
Oakley Park PS	--	--	--	--	--	--	1	\$5,138	--	--	--	--	6	\$139,740
Steele Street PS	--	--	1	\$274,456	--	--	--	--	1	\$54,891	1	\$400,000	11	\$586,960
Terry Fox ES	--	--	--	--	--	--	--	--	1	\$306	--	--	2	\$71,400
<b>Total</b>	<b>0</b>	<b>\$0</b>	<b>2</b>	<b>\$293,985</b>	<b>0</b>	<b>\$0</b>	<b>2</b>	<b>\$121,669</b>	<b>4</b>	<b>\$381,784</b>	<b>5</b>	<b>\$930,000</b>	<b>55</b>	<b>\$2,895,987</b>

## Section K - Northeast Barrie Elementary Planning Review Area - 6

### Energy Consumption Reduction Plan Summary:

Funds for this initiative are used to gather data and provide energy reduction benchmarks that determine the most energy efficient reduction models to determine future projects. The chart shows the current projects underway which will provide the energy reduction benchmark data.

**Energy Consumption Reduction Plan**

School	Energy Efficient Schools	Energy Conservation 2012 - 2013	Energy Conservation 2012 - 2014	Project	Budget	Funding Source	Status
Codrington PS				Window Replacement	\$200,000	Energy Efficient Schools	Complete
Cundles Heights PS				Replacing Building Automation System	\$180,000	Energy Efficient Schools	Complete
Johnson Street PS							
Maple Grove PS				Replacing Building Automation System	\$95,000	Energy Efficient Schools	Complete
Oakley Park PS				Building Automation System Lighting Retrofit	\$185,000 \$180,000	Energy Efficient Schools	Complete
Steele Street PS				Boiler Replacement	TBD	Energy Efficient Schools	
Terry Fox ES				BAS Setup	TBD		

## Section K - Northeast Barrie Elementary Planning Review Area - 6

### Energy Conservation FIT

This table represents the schools currently with contracts under the FIT 2.0 program as well as those who have submitted applications under the FIT 3.0

School	FIT 2.0	FIT 3.0
	kW	Application
Codrington PS		
Cundles Heights PS		
Johnson Street PS		
Maple Grove PS		
Oakley Park PS		
Steele Street PS		
Terry Fox ES		

### EcoSchools

This table represents schools that have certified as an Ontario EcoSchool. Schools may be certified as bronze, silver or gold level.

2008/09	2009/10	2010/11	2011/12	2012/13
				
				




























## Section K - Northeast Barrie Elementary Planning Review Area - 6

### School Accessibility Summary:

The Accessibility For Ontarians With Disabilities Act requires all public buildings within the province of Ontario to be fully accessible by 2025.

Funding has been used from annual renewal and capital projects. All new schools are constructed to meet the requirements of the Act.

The chart below indicates the accessibility status of the schools within the planning area.

<i>School Name</i>	<i>Site Accessible</i>	<i>School Accessible</i>	<i>Student Washrooms</i>	<i>Staff Washrooms</i>	<i>Special Needs Washroom</i>
Codrington PS					
Cundles Heights PS					
Johnson Street PS					
Maple Grove PS					
Oakley Park PS					
Steele Street PS					
Terry Fox ES					

 Is Accessible

The accessibility symbol indicating the school is accessible does not necessarily mean that the building is fully accessible to the AODA or the Ontario Building Code. This symbol indicates that at least one entrance and washroom is accessible.



## Section K - Northeast Barrie Elementary Planning Review Area - 6

### Capital Funding Summary:

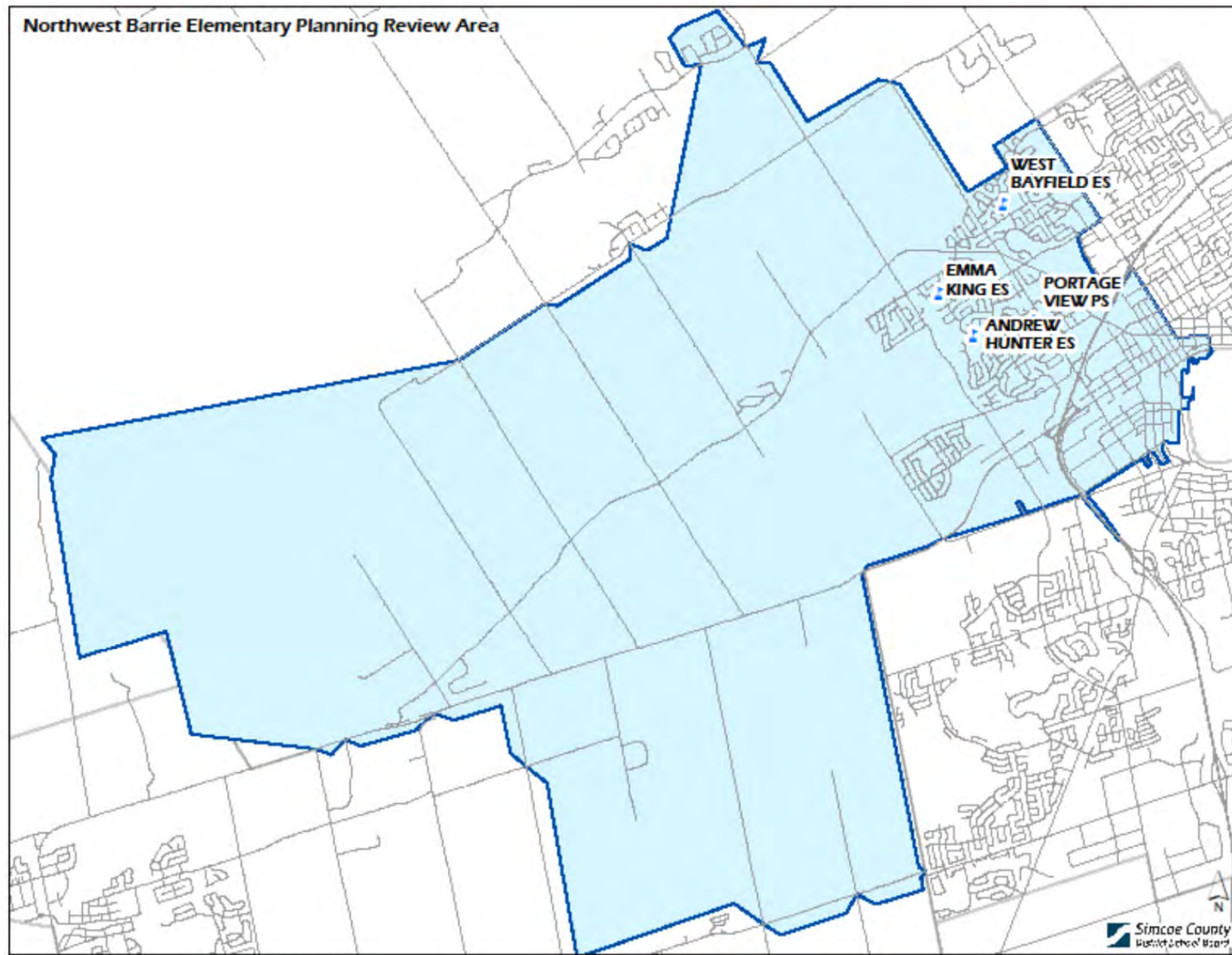
Capital funding provides the Board with revenue to construct new schools, additions and renovations in existing schools. These projects are a result of capital priorities approved by the Board and subsequently approved by the Ministry. Funding is used to construct new growth schools and additions, replace aging and failing buildings, and renovate existing schools.

Since 2007, the Board has received funding approval totaling \$246,127,943.

The chart below shows the new school construction, additions and renovations in this area that have resulted in improved learning environments, and also shows approved projects and their status.

Capital Projects			
New Schools Funded			
Board Wide Allocation:		\$166,097,555	
Planning Area Allocated:		\$0	
School Name	Proposed Opening Date	Allocated Funding	Status
Additions/Renovations Funded			
Board Wide Allocation:		\$80,030,388	
Planning Area Allocated:		\$2,912,061	
School Name	Proposed Opening Date	Allocated Funding	Status
Maple Grove PS	2010	\$2,912,061	Complete

## Section K - Northwest Barrie Elementary Planning Review Area – 7



### Enrolment Summary:

Within this review area enrolment is declining. Since the 2008 Capital Plan, an accommodation review was undertaken that redistributed students to balance enrolment pressures, program equity and under utilization. ACR C in 2007 Capital Plan consolidated schools that has balanced enrolment in the area.

## Section K - Northwest Barrie Elementary Planning Review Area – 7

### School Utilization Summary:

This chart indicates the school utilization for each school. The results of the accommodation review will address the utilization pressure points currently at Hillcrest PS which will stabilize the remaining schools and enhance program opportunities for all students in the planning area.

Enrolment Projections to 2024														
Elementary Enrolment	OTG 13	2012	2013	2014	2015	2016	2017	2018	2019	2020	2021	2022	2023	2024
Andrew Hunter ES	421	341	365	369	376	377	397	405	421	432	440	421	413	421
Emma King ES	391	409	386	377	366	357	354	345	346	339	343	344	338	338
Hillcrest PS	480	526	569	623	672	727	738	747	776	754	781	771	766	766
Portage View PS	498	477	433	426	422	412	402	405	414	403	405	400	406	410
West Bayfield ES	610	508	520	515	496	490	472	482	466	472	477	483	481	487
<b>Total</b>	<b>2400</b>	<b>2261</b>	<b>2273</b>	<b>2310</b>	<b>2332</b>	<b>2363</b>	<b>2362</b>	<b>2384</b>	<b>2424</b>	<b>2399</b>	<b>2447</b>	<b>2419</b>	<b>2404</b>	<b>2423</b>
Pupils Over/Under Capacity		-139	-127	-90	-68	-37	-38	-16	24	-1	47	19	4	23

Board Wide Elementary Enrolment: 34,836		Planning Area Enrolment: 2,273		% Utilization: 85%	
School Name	OTG 2013	# Of Pupils	% Utilization	# Of Portables in use	
Andrew Hunter ES	421	365	87%	0	
Emma King ES	391	386	99%	0	
Hillcrest PS	480	569	119%	3	
Portage View PS	498	433	87%	0	
West Bayfield ES	610	520	85%	0	

## Section K - Northwest Barrie Elementary Planning Review Area – 7

### Program Space Summary:

The programs shown in this chart are county programs and are distributed according to the needs of the students.

Changes to the location of these programs can occur as required.

September 2014

School Name	Autistic Spectrum Disorder	Developmental Skills	Social Skills	Extended French	French Immersion	Gifted	Section 23
Andrew Hunter ES	--	Yes	--	--		--	--
Emma King ES	--	--	--	--		--	--
Hillcrest PS	--	--	--	Yes	Yes	--	--
Portage View PS	--	Yes	--	--		--	--
West Bayfield ES	Yes	--	Yes	--		--	Yes

## Section K - Northwest Barrie Elementary Planning Review Area -7

### Full Day Early Learning Kindergarten and Childcare Summary:

This chart summarizes the current locations of the Full Day Early Learning and Childcare programs operating within the schools of the planning area.

#### Full Day Early Learning Kindergarten Program

School Name	# Of Classrooms	Capital Required	Year Implemented
Andrew Hunter ES	2	No	2013
Emma King ES	3	Yes	2013
Hillcrest PS	4	No	2012
Portage View PS	4	No	2011
West Bayfield ES	4	Yes	2014

#### Childcare Centre

School Name	Infants	Toddlers	Pre School	4 and 5 Year Olds	Extended Child Care
Andrew Hunter ES	--	--	--	--	Yes
Emma King ES	--	--	--	--	Yes
Hillcrest PS	--	--	--	--	Yes
Portage View PS	--	--	--	--	Yes
West Bayfield ES	--	Yes	Yes	Yes	Yes

## Section K - Northwest Barrie Elementary Planning Review Area – 7

### Holding Schools – Closed To Out Of Area Summary:

This chart summarizes schools identified as holding schools for potential growth solutions.

The schools designated as closed to out of area students are the result of holding school status, new schools, and schools reaching septic capacity.

2014/2015 Holding Schools		2014/2015 Schools Closed to Out of Area Students	
Holding At:	Holding For:	School:	Reason for Closure
Andrew Hunter ES	--	--	--
Emma King ES	--	--	--
Hillcrest PS	--	Closed	French Program
Portage View PS	--	--	--
West Bayfield ES	--	--	--

## Section K - Northwest Barrie Elementary Planning Review Area – 7

### Capital Renewal Summary:

Variable funding sources have provided an excess of backlogged projects to be completed over recent years which have addressed many high and urgent component replacements throughout the schools.

The chart below indicates by area and school where needs have been focused in recent years which have allowed the high and urgent components to be replaced as required.

Capital Renewal Funding	Stage 1 SCI 2011-2012 Board Allocation: \$3,531,000		Stage 2 SCI 2012-2013 Board Allocation: \$3,559,000		Stage 3 SCI 2013-2014 Board Allocation: \$3,387,000		2011-2012 Annual Renewal Board Allocation: \$7,214,733		2012-2013 Annual Renewal Board Allocation: \$7,133,218		2013-2014 Annual Renewal Board Allocation: \$7,903,000		Deferred Maintenance \$138,328,227	
	# Of Projects	\$ Allocated Funds	# Of Projects	\$ Allocated Funds	# Of Projects	\$ Allocated Funds	# Of Projects	\$ Allocated Funds	# Of Projects	\$ Allocated Funds	# Of Projects	\$ Allocated Funds	# of Items	Funds Required:
Andrew Hunter ES	--	--	--	--	--	--	1	\$56,292	--	--	--	--		
Emma King ES	--	--	--	--	--	--	--	--	--	--	--	--		
Hillcrest PS	--	--	--	--	--	--	1	\$24,524	--	--	1	\$513,000	29	\$1,461,338
Portage View PS	--	--	--	--	--	--	2	\$25,572	1	\$3,870	--	--	3	\$235,620
West Bayfield ES	--	--	--	--	--	--	--	--	--	--	--	--	2	\$25,500
<b>Total</b>	<b>0</b>	<b>\$0</b>	<b>0</b>	<b>\$0</b>	<b>0</b>	<b>\$0</b>	<b>4</b>	<b>\$106,388</b>	<b>1</b>	<b>\$3,870</b>	<b>1</b>	<b>\$513,000</b>	<b>34</b>	<b>\$1,722,458</b>





## Section K - Northwest Barrie Elementary Planning Review Area – 7

### Energy Consumption Reduction Plan Summary:

Funds for this initiative are used to gather data and provide energy reduction benchmarks that determine the most energy efficient reduction models to determine future projects.

The chart shows the current projects underway which will provide the energy reduction benchmark data.

**Energy Consumption Reduction Plan**




School Name	Energy Efficient Schools	Energy Conservation 2012 - 2013	Energy Conservation 2012 - 2014	Project	Budget	Funding Source	Status
<b>Andrew Hunter ES</b>							
<b>Emma King ES</b>				<b>Lighting Retrofit BAS Setup</b>	<b>60000 TBD</b>	<b>Energy Efficient Schools Energy Reserve Stabilization Fund</b>	<b>Complete Proposed</b>
<b>Hillcrest PS</b>				<b>BAS Upgrade</b>	<b>\$170,000</b>	<b>Energy Efficient Schools</b>	<b>Complete</b>
<b>Portage View PS</b>							
<b>West Bayfield ES</b>				<b>BAS Setup</b>	<b>TBD</b>	<b>Energy Reserve Stabilization Fund</b>	<b>Proposed</b>



## Section K - Northwest Barrie Elementary Planning Review Area – 7

### Energy Conservation FIT

This table represents the schools currently with contracts under the FIT 2.0 program as well as those who have submitted applications under the FIT 3.0

	FIT 2.0	FIT 3.0
School	kW	Application
Andrew Hunter ES		
Emma King ES		
Hillcrest PS		
Portage View PS		
West Bayfield ES		

### EcoSchools

This table represents schools that have certified as an Ontario EcoSchool. Schools may be certified as bronze, silver or gold level.

2008/09	2009/10	2010/11	2011/12	2012/13


























## Section K - Northwest Barrie Elementary Planning Review Area – 7

### School Accessibility Summary:

The Accessibility For Ontarians With Disabilities Act requires all public buildings within the province of Ontario to be fully accessible by 2025.

Funding has been used from annual renewal and capital projects. All new schools are constructed to meet the requirements of the Act.

The chart below indicates the accessibility status of the schools within the planning area.

<i><b>School Name</b></i>	<i><b>Site Accessible</b></i>	<i><b>School Accessible</b></i>	<i><b>Student Washrooms</b></i>	<i><b>Staff Washrooms</b></i>	<i><b>Special Needs Washroom</b></i>
Andrew Hunter ES					
Emma King ES					
Hillcrest PS					
Portage View PS					
West Bayfield ES					

 Is Accessible

The accessibility symbol indicating the school is accessible does not necessarily mean that the building is fully accessible to the AODA or the Ontario Building Code. This symbol indicates that at least one entrance and washroom is accessible.

## Section K - Northwest Barrie Elementary Planning Review Area – 7

### Capital Funding Summary:

Capital funding provides the Board with revenue to construct new schools, additions and renovations in existing schools. These projects are a result of capital priorities approved by the Board and subsequently approved by the Ministry. Funding is used to construct new growth schools and additions, replace aging and failing buildings, and renovate existing schools.

Since 2007, the Board has received funding approval totaling \$246,127,943.

The chart below shows the new school construction, additions and renovations in this area that have resulted in improved learning environments, and also shows approved projects and their status.

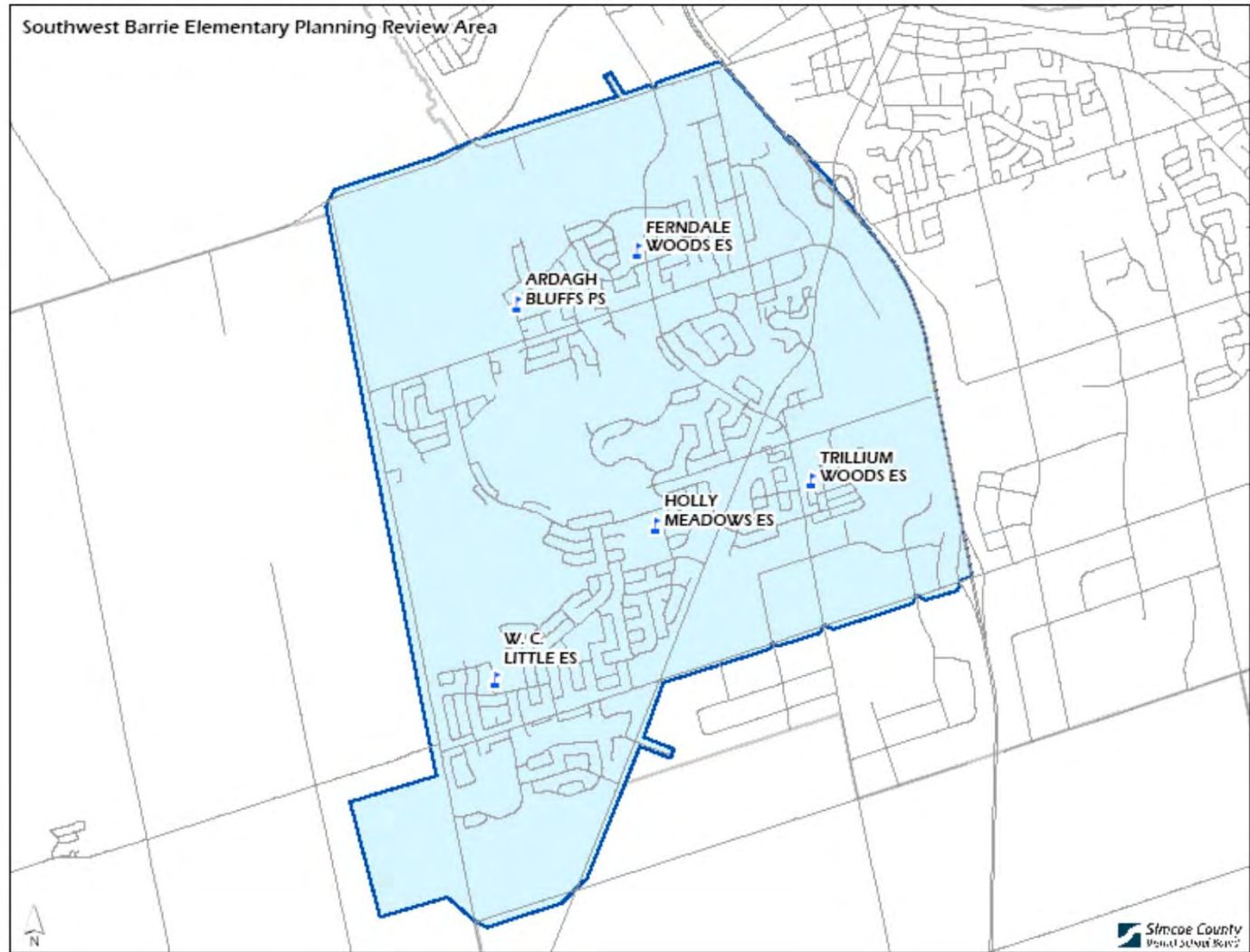
Capital Projects			
New Schools Funded			
Board Wide Allocation:		\$166,097,555	Planning Area Allocated:
			\$0
School Name	Proposed Opening Date	Allocated Funding	Status
Additions/Renovations Funded			
Board Wide Allocation:		\$80,030,388	Planning Area Allocated:
			\$10,748,378
School Name	Proposed Opening Date	Allocated Funding	Status
Andrew Hunter ES	2011	\$392,304	Complete
Hillcrest (Barrie) PS	2011	\$3,825,123	Complete
Portage View PS	2011	\$6,530,951	Complete

## Section K - Southwest Barrie Elementary Planning Review Area – 8

### Enrolment Summary:

Within this review area enrolment is stable. Since the 2009 Capital Plan, an attendance area review was undertaken for the new Ardagh Bluffs PS, that redistributed students within the area to balance enrolment pressures, program equity and under utilization.

An AAR between Ferndale Woods ES and Holly Meadows ES was completed in 2013, with no changes.



## Section K - Southwest Barrie Elementary Planning Review Area – 8

### School Utilization Summary:

This chart indicates the school utilization for each school. Portable usage in this planning area has been minimized due to the opening of Ardagh Bluffs PS.

Enrolment Projections to 2024														
Elementary Enrolment	OTG 13	2012	2013	2014	2015	2016	2017	2018	2019	2020	2021	2022	2023	2024
Ardagh Bluffs PS	546	449	567	653	757	850	875	899	922	942	961	985	984	984
Ferndale Woods ES	533	555	517	491	473	460	455	435	434	421	425	423	425	424
Holly Meadows ES	645	784	693	657	619	582	567	551	544	531	524	531	545	552
Trillium Woods ES	472	486	509	516	508	506	505	504	493	486	487	481	478	479
W.C. Little ES	572	719	696	676	634	598	586	555	557	551	550	557	557	560
<b>Total</b>	<b>2768</b>	<b>2993</b>	<b>2982</b>	<b>2993</b>	<b>2991</b>	<b>2996</b>	<b>2988</b>	<b>2944</b>	<b>2949</b>	<b>2931</b>	<b>2948</b>	<b>2977</b>	<b>2987</b>	<b>2998</b>
Pupils Over/Under Capacity		<b>225</b>	<b>214</b>	<b>225</b>	<b>223</b>	<b>228</b>	<b>220</b>	<b>176</b>	<b>181</b>	<b>163</b>	<b>180</b>	<b>209</b>	<b>219</b>	<b>230</b>

Board Wide Elementary Enrolment: 34,836      Planning Area Enrolment: 2,982      % Utilization: 108%				
School Name	OTG 2013	# Of Pupils	% Utilization	# Of Portables in
Ardagh Bluffs PS	546	567	104%	0
Ferndale Woods ES	535	517	97%	0
Holly Meadows ES	645	693	107%	2
Trillium Woods ES	472	509	108%	0
W.C. Little ES	572	696	122%	3

## Section K - Southwest Barrie Elementary Planning Review Area – 8

### Program Space Summary:

The programs shown in this chart are county programs and are distributed according to the needs of the students.  
Changes to the location of these programs can occur as required.

**September 2014**

School Name	Autistic Spectrum Disorder	Developmental Skills	Social Skills	Extended French	French Immersion	Gifted	Section 23
Ardagh Bluffs PS	--	--	--	Yes	Yes	--	--
Ferndale Woods ES	--	Yes	--	--	--	--	--
Holly Meadows ES	--	--	--	--	--	--	--
Trillium Woods ES	--	--	--	--	--	--	--
W.C. Little ES	--	--	--	--	--	--	--

## Section K - Southwest Barrie Elementary Planning Review Area – 8

### Full Day Early Learning Kindergarten and Childcare Summary:

This chart summarizes the current locations of the Full Day Early Learning Kindergarten and Childcare programs operating within the schools of the planning area.

#### Full Day Early Learning Kindergarten Program

School Name	# Of Classrooms	Capital Required	Year Implemented
Ardagh Bluffs PS	4	No	2012
Ferndale Woods ES	4	No	2013
Holly Meadows ES	5	No	2014
Trillium Woods ES	4	No	2014
W.C. Little ES	5	Yes	2014

#### Childcare Centre

School Name	Infants	Toddlers	Pre School	4 and 5 Year Olds	Extended Child Care
Ardagh Bluffs PS	--	Yes	Yes	--	Yes
Ferndale Woods ES	--	Yes	Yes	--	Yes
Holly Meadows ES	--	--	--	--	Yes
Trillium Woods ES	--	--	Yes	Yes	Yes
W.C. Little ES	--	--	--	--	--



## Section K - Southwest Barrie Elementary Planning Review Area – 8

### Holding Schools – Closed To Out Of Area Summary:

This chart summarizes schools identified as holding schools for potential growth solutions.

The schools designated as closed to out of area students are the result of holding school status, new schools, and schools reaching septic capacity.

2013/2014 Holding Schools		2013/2014 Schools Closed to Out of Area Students	
Holding For	Holding at	Status	Reason for Closure
Ardagh Bluffs PS	--	Closed	French Program
Ferndale Woods ES	--	--	--
Holly Meadows ES	--	--	--
Trillium Woods ES	--	--	--
W.C. Little ES	--	--	--

## Section K - Southwest Barrie Elementary Planning Review Area – 8

### Capital Renewal Summary:

Variable funding sources have provided an excess of backlogged projects to be completed over recent years which have addressed many high and urgent component replacements throughout the schools.

The chart below indicates by area and school where needs have been focused in recent years which have allowed the high and urgent components to be replaced as required.

Capital Renewal Funding	Stage 1 SCI 2011-2012 Board Allocation: \$3,531,000		Stage 2 SCI 2012-2013 Board Allocation: \$3,559,000		Stage 3 SCI 2013-2014 Board Allocation: \$3,387,000		2011-2012 Annual Renewal Board Allocation: \$7,214,733		2012-2013 Annual Renewal Board Allocation: \$7,133,218		2013-2014 Annual Renewal Board Allocation: \$7,903,000		Deferred Maintenance \$138,328,227	
	# Of Projects	\$ Allocated Funds	# Of Projects	\$ Allocated Funds	# Of Projects	\$ Allocated Funds	# Of Projects	\$ Allocated Funds	# Of Projects	\$ Allocated Funds	# Of Projects	\$ Allocated Funds	# of Items	Funds Required:
Ardagh Bluffs PS	--	--	--	--	--	--	--	--	--	--	--	--		
Ferndale Woods ES	--	--	--	--	--	--	2	\$57,971	1	\$5,030	--	--	1	\$25,500
Holly Meadows ES	--	--	--	--	--	--	--	--	--	--	1	\$200,000	4	\$134,640
Trillium Woods ES	--	--	--	--	--	--	--	--	--	--	--	--		
W.C. Little ES	--	--	--	--	--	--	--	--	--	--	--	--	2	\$86,700
Total	0	\$0	0	\$0	0	\$0	2	\$57,971	1	\$5,030	1	\$200,000	7	\$246,840





## Section K - Southwest Barrie Elementary Planning Review Area – 8

### Energy Consumption Reduction Plan Summary:

Funds for this initiative are used to gather data and provide energy reduction benchmarks that determine the most energy efficient reduction models to determine future projects.

The chart shows the current projects underway which will provide the energy reduction benchmark data.


### Energy Consumption Reduction Plan

School	Energy Efficient Schools	Energy Conservation 2012 - 2013	Energy Conservation 2012 - 2014	Project	Budget	Funding Source	Status
<b>Ardagh Bluffs PS</b>							
<b>Ferndale Woods ES</b>				<b>BAS Replacement Lighting Retrofit</b>	<b>\$280,000 \$125,000</b>	<b>Energy Efficient Schools</b>	<b>Complete</b>
<b>Holly Meadows ES</b>				<b>Lighting Retrofit</b>	<b>\$65,000</b>	<b>Energy Efficient Schools</b>	<b>Complete</b>
<b>Trillium Woods ES</b>				<b>Mechanical Upgrades BAS Replacement Lighting Retrofit</b>	<b>\$110,000 \$3,000 \$65,000</b>	<b>Energy Efficient Schools</b>	<b>Complete</b>
<b>W.C. Little ES</b>				<b>Lighting retrofit</b>	<b>\$150,000</b>	<b>Energy Efficient Schools</b>	<b>Complete</b>

## Section K - Southwest Barrie Elementary Planning Review Area – 8


### Energy Conservation FIT

This table represents the schools currently with contracts under the FIT 2.0 program as well as those who have submitted applications under the FIT 3.0

	FIT 2.0	FIT 3.0
School	kW	Application
Ardagh Bluffs PS		
Ferndale Woods ES		
Holly Meadows ES		
Trillium Woods ES		
W.C. Little ES		

### EcoSchools

This table represents schools that have certified as an Ontario EcoSchool. Schools may be certified as bronze, silver or gold level.

2008/09	2009/10	2010/11	2011/12	2012/13
				


























## Section K - Southwest Barrie Elementary Planning Review Area - 8

### School Accessibility Summary:

The Accessibility For Ontarians With Disabilities Act requires all public buildings within the province of Ontario to be fully accessible by 2025.

Funding has been used from annual renewal and capital projects. All new schools are constructed to meet the requirements of the Act.

The chart below indicates the accessibility status of the schools within the planning area.

<i><b>School Name</b></i>	<i><b>Site Accessible</b></i>	<i><b>School Accessible</b></i>	<i><b>Student Washrooms</b></i>	<i><b>Staff Washrooms</b></i>	<i><b>Special Needs Washroom</b></i>
Ardagh Bluffs PS					
Ferndale Woods ES					
Holly Meadows ES					
Trillium Woods ES					
W. C. Little ES					



**Is Accessible**

The accessibility symbol indicating the school is accessible does not necessarily mean that the building is fully accessible to the AODA or the Ontario Building Code. This symbol indicates that at least one entrance and washroom is accessible.

## Section K - Southwest Barrie Elementary Planning Review Area – 8

### Capital Funding Summary:

Capital funding provides the Board with revenue to construct new schools, additions and renovations in existing schools. These projects are a result of capital priorities approved by the Board and subsequently approved by the Ministry. Funding is used to construct new growth schools and additions, replace aging and failing buildings, and renovate existing schools.

Since 2007, the Board has received funding approval totaling \$246,127,943.

The chart below shows the new school construction, additions and renovations in this area that have resulted in improved learning environments, and also shows approved projects and their status.

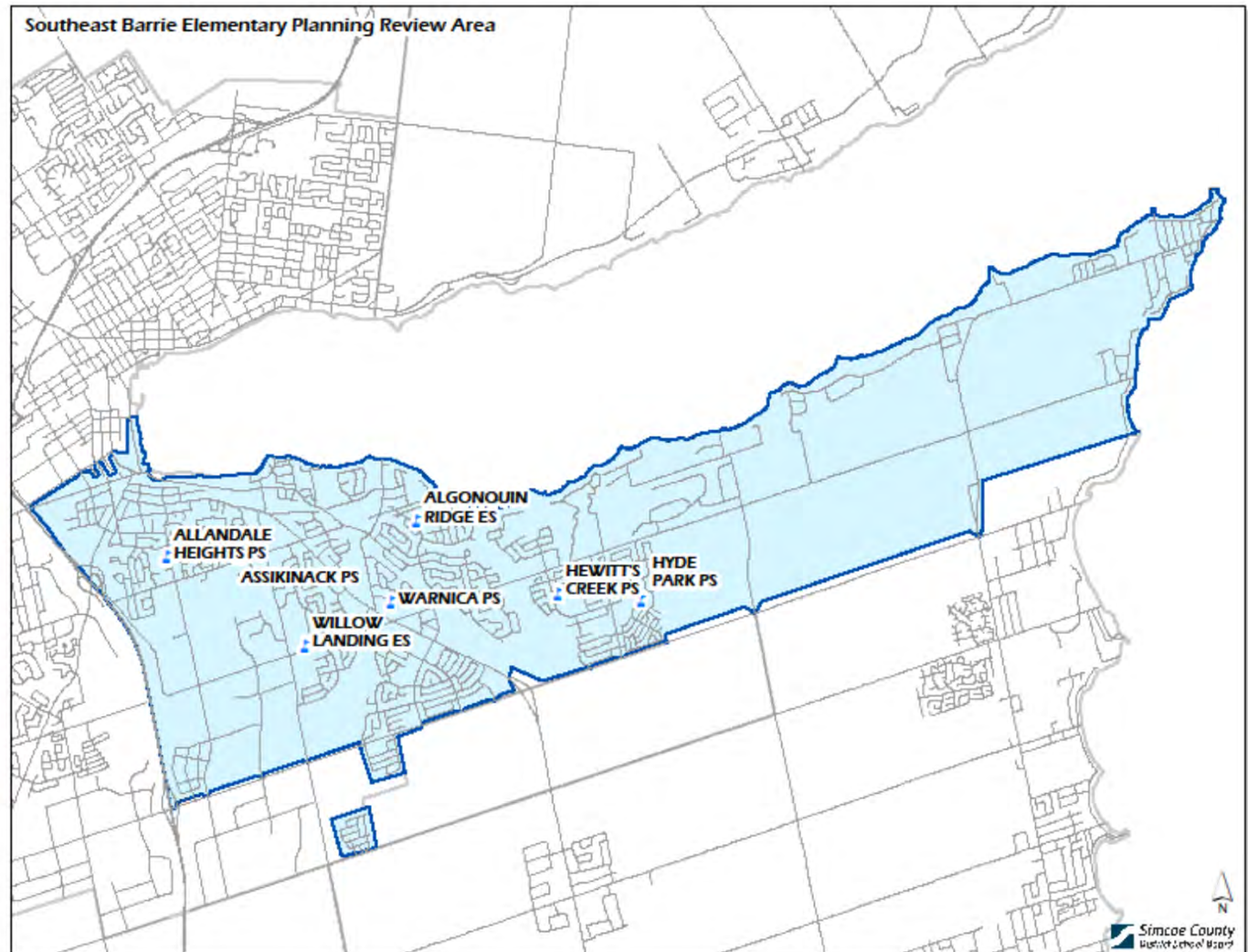
Capital Projects			
New Schools Funded			
Board Wide Allocation:		\$166,097,555	
Planning Area Allocated:			\$9,828,930
School Name	Proposed Opening Date	Allocated Funding	Status
Ardagh Bluffs PS	2010	\$9,828,930	Complete
Additions/Renovations Funded			
Board Wide Allocation:		\$80,030,388	
Planning Area Allocated:			\$629,341
School Name	Proposed Opening Date	Allocated Funding	Status
W.C. Little ES	2007	\$629,341	Complete



## Section K - Southeast Barrie Elementary Planning Review Area – 9

### Enrolment Summary:

Within this review area enrolment is increasing. Since the 2009 Capital Plan, Hewitt's Creek PS has opened. A new school has been approved by the Ministry of Education to open September 2013. An Attendance Area Review is currently underway to establish the new school boundaries. An Attendance Review balanced enrolment in 2112 between Maplevue Heights ES and Willow Landing ES.





## Section K - Southeast Barrie Elementary Planning Review Area – 9

### School Utilization Summary:

This chart indicates the school utilization for each school. Portable usage in this planning area continues until a new growth school and attendance area review decisions bring the enrolment and school capacity into alignment.

Enrolment Projections to 2024														
Elementary Enrolment	OTG 13	2012	2013	2014	2015	2016	2017	2018	2019	2020	2021	2022	2023	2024
Algonquin Ridge ES	506	611	596	584	560	559	543	543	529	521	524	525	516	511
Allandale Heights PS	328	354	325	317	315	312	311	310	311	315	311	311	316	320
Assikinack PS	325	344	317	332	338	346	353	364	378	388	400	393	390	390
Hewitt's Creek PS	549	935	607	635	649	672	693	694	687	677	681	677	672	672
Hyde Park PS	528		401	466	525	569	635	652	699	731	763	762	762	762
Mapleview Heights ES	575	703	664	651	625	600	594	587	571	557	546	550	546	549
Warnica PS	325	442	526	581	637	689	651	626	600	575	564	561	560	560
Willow Landing ES	572	601	609	593	594	585	593	597	591	599	598	592	584	585
<b>Total</b>	<b>3180</b>	<b>3990</b>	<b>4045</b>	<b>4159</b>	<b>4244</b>	<b>4331</b>	<b>4373</b>	<b>4373</b>	<b>4365</b>	<b>4363</b>	<b>4386</b>	<b>4370</b>	<b>4346</b>	<b>4348</b>
Pupils Over/Under Capacity		<b>810</b>	<b>337</b>	<b>451</b>	<b>536</b>	<b>623</b>	<b>665</b>	<b>665</b>	<b>657</b>	<b>655</b>	<b>678</b>	<b>662</b>	<b>638</b>	<b>640</b>

\* Capacity is amended in 2013 (opening Hyde Park PS)

Board Wide Elementary Enrolment: 34,836		Planning Area Enrolment: 4,045		% Utilization: 110%	
School Name	OTG 2013	# Of Pupils	% Utilization	# Of Portables in use	
Algonquin Ridge ES	506	596	118%	3	
Allandale Heights PS	328	325	99%	0	
Assikinack PS	325	317	98%	0	
Hewitt's Creek PS	549	607	111%	2	
Hyde Park PS	507	401	79%	0	
Mapleview Heights ES	575	664	115%	3	
Warnica PS	325	526	162%	8	
Willow Landing ES	572	609	106%	1	

## Section K - Southeast Barrie Elementary Planning Review Area – 9

### Program Space Summary:

The programs shown in this chart are county programs and are distributed according to the needs of the students.

Changes to the location of these programs can occur as required.

September 2014

School Name	Autistic Spectrum Disorder	Developmental Skills	Social Skills	Extended French	French Immersion	Gifted	Section 23
Algonquin Ridge ES	Yes	--	--	--	--	--	--
Allandale Heights PS	--	--	Yes	--	--	--	--
Assikinack PS	--	--	--	--	--	--	--
Hewitt's Creek PS	--	--	--	--	--	--	--
Hyde Park PS	--	--	--	--	--	--	--
Mapleview Heights ES	--	Yes	--	--	--	--	--
Warnica PS	--	--	--	Yes	Yes	--	--
Willow Landing ES	--	--	--	--	--	--	--

## Section K - Southeast Barrie Elementary Planning Review Area – 9

### Full Day Early Learning Kindergarten and Childcare Summary:

This chart summarizes the current locations of the Full Day Early Learning Kindergarten and Childcare programs operating within the schools of the planning area.

#### Full Day Early Learning Kindergarten Program

School Name	# Of Classrooms	Capital Required	Year Implemented
Algonquin Ridge ES	4	Yes	2014
Allandale Heights PS	2	No	2012
Assikinack PS	2	No	2010
Hewitt's Creek PS	4	No	2013
Hyde Park PS	6	Yes	2013
Mapleview Heights ES	6	Yes	2012
Warnica PS	2	Yes	2013
Willow Landing ES	4	Yes	2012

#### Childcare Centre

School Name	Infants	Toddlers	Pre School	4 and 5 Year Olds	Extended Child Care
Algonquin Ridge ES	--	--	--	--	--
Allandale Heights PS	--	--	--	--	Yes
Assikinack PS	--	--	--	--	Yes
Hewitt's Creek PS	--	Yes	Yes	Yes	Yes
Hyde Park PS	--	--	--	--	Yes
Mapleview Heights ES	--	--	--	--	Yes
Warnica PS	--	--	--	--	Yes
Willow Landing ES	--	--	--	--	Yes

## Section K - Southeast Barrie Elementary Planning Review Area – 9

### Holding Schools – Closed To Out Of Area Summary:

This chart summarizes schools identified as holding schools for potential growth solutions.

The schools designated as closed to out of area students are the result of holding school status, new schools, and schools reaching septic capacity.

2014/2015 Holding Schools		2014/2015 Schools Closed to Out of Area Students	
Holding At:	Holding For:	School:	Reason for Closure
Algonquin Ridge ES	--	--	--
Allandale Heights PS	--	--	--
Assikinack PS	--	--	--
Hewitt's Creek PS	--	--	--
Hyde Park PS	--	--	--
Mapleview Heights ES	--	--	--
Warnica PS	--	Closed	French Program
Willow Landing ES	--	--	--

## Section K - Southeast Barrie Elementary Planning Review Area – 9

### Capital Renewal Summary:

Variable funding sources have provided an excess of backlogged projects to be completed over recent years which have addressed many high and urgent component replacements throughout the schools.

The chart below indicates by area and school where needs have been focused in recent years which have allowed the high and urgent components to be replaced as required.

Capital Renewal Funding	Stage 1 SCI 2011-2012 Board Allocation: \$3,531,000		Stage 2 SCI 2012-2013 Board Allocation: \$3,559,000		Stage 3 SCI 2013-2014 Board Allocation: \$3,387,000		2011-2012 Annual Renewal Board Allocation: \$7,214,733		2012-2013 Annual Renewal Board Allocation: \$7,133,218		2013-2014 Annual Renewal Board Allocation: \$7,903,000		Deferred Maintenance \$138,328,227	
	# Of Projects	\$ Allocated Funds	# Of Projects	\$ Allocated Funds	# Of Projects	\$ Allocated Funds	# Of Projects	\$ Allocated Funds	# Of Projects	\$ Allocated Funds	# Of Projects	\$ Allocated Funds	# of Items	Funds Required:
Algonquin Ridge ES	--	--	--	--	--	--	--	--	--	--	--	--		
Allandale Heights PS	--	--	--	--	--	--	1	\$2,595	2	23,141	2	\$210,436		
Assikinack PS	--	--	--	--	--	--	--	--	--	--	1	\$114,156	4	\$335,664
Hewitt's Creek PS	--	--	--	--	--	--	--	--	--	--	--	--		
Mapleview Heights ES	--	--	--	--	--	--	--	--	--	--	--	--	1	\$10,200
Warnica PS	--	--	--	--	--	--	--	--	--	--	--	--	15	\$991,236
Willow Landing ES	--	--	--	--	--	--	--	--	--	--	--	--	4	\$132,600
<b>Total</b>	<b>0</b>	<b>\$0</b>	<b>0</b>	<b>\$0</b>	<b>0</b>	<b>\$0</b>	<b>1</b>	<b>\$2,595</b>	<b>2</b>	<b>\$23,141</b>	<b>3</b>	<b>\$324,592</b>	<b>24</b>	<b>\$1,469,700</b>




## Section K - Southeast Barrie Elementary Planning Review Area – 9

### Energy Consumption Reduction Plan Summary:

Funds for this initiative are used to gather data and provide energy reduction benchmarks that determine the most energy efficient reduction models to determine future projects.

The chart shows the current projects underway which will provide the energy reduction benchmark data.





**Energy Consumption Reduction Plan**

School Name	Energy Efficient Schools	Energy Conservation 2012 - 2013	Energy Conservation 2012 - 2014	Project	Budget	Funding Source	Status
<b>Algonquin Ridge ES</b>				<b>Lighting Retrofit</b>	<b>\$90,000</b>	<b>Energy Efficient Schools</b>	<b>Complete</b>
<b>Allandale Heights PS</b>							
<b>Assikinack PS</b>							
<b>Hewitt's Creek PS</b>							
<b>Hyde Park PS</b>				<b>Energy Efficient Commissioning</b>	<b>\$540,727</b>	<b>Energy Reserve Stabilization Fund</b>	<b>Complete</b>
<b>Mapleview Heights ES</b>				<b>Lighting Retrofit</b>	<b>\$75,000</b>	<b>Energy Efficient Schools</b>	<b>Complete</b>
<b>Warnica PS</b>							
<b>Willow Landing ES</b>				<b>BAS Setup</b>	<b>\$200,000</b>	<b>Energy Efficient Schools</b>	<b>Complete</b>

## Section K - Southeast Barrie Elementary Planning Review Area – 9


### Energy Conservation FIT

This table represents the schools currently with contracts under the FIT 2.0 program as well as those who have submitted applications under the FIT 3.0

School	FIT 2.0	FIT 3.0
	kW	Application
Algonquin Ridge ES		
Allandale Heights PS		
Assikinack PS		
Hewitt's Creek PS		
Hyde Park PS	50	
Mapleview Heights ES		
Warrica PS		
Willow Landing ES		

### EcoSchools

This table represents schools that have certified as an Ontario EcoSchool. Schools may be certified as bronze, silver or gold level.

2008/09	2009/10	2010/11	2011/12	2012/13
				


































## Section K - Southeast Barrie Elementary Planning Review Area – 9

### School Accessibility Summary:

The Accessibility For Ontarians With Disabilities Act requires all public buildings within the province of Ontario to be fully accessible by 2025.

Funding has been used from annual renewal and capital projects. All new schools are constructed to meet the requirements of the Act.

The chart below indicates the accessibility status of the schools within the planning area.

<i><b>School Name</b></i>	<i><b>Site Accessible</b></i>	<i><b>School Accessible</b></i>	<i><b>Student Washrooms</b></i>	<i><b>Staff Washrooms</b></i>	<i><b>Special Needs Washroom</b></i>
Algonquin Ridge ES					
Allandale Heights PS					
Assikinack PS					
Hewitt's Creek PS					
Mapleview Heights ES					
Warnica PS					
Willow Landing ES					

 **Is Accessible**

The accessibility symbol indicating the school is accessible does not necessarily mean that the building is fully accessible to the AODA or the Ontario Building Code. This symbol indicates that at least one entrance and washroom is accessible.

## Section K - Southeast Barrie Elementary Planning Review Area – 9

### Capital Funding Summary:

Capital funding provides the Board with revenue to construct new schools, additions and renovations in existing schools. These projects are a result of capital priorities approved by the Board and subsequently approved by the Ministry. Funding is used to construct new growth schools and additions, replace aging and failing buildings, and renovate existing schools.

Since 2007, the Board has received funding approval totaling \$246,127,943.

The chart below shows the new school construction, additions and renovations in this area that have resulted in improved learning environments, and also shows approved projects and their status.

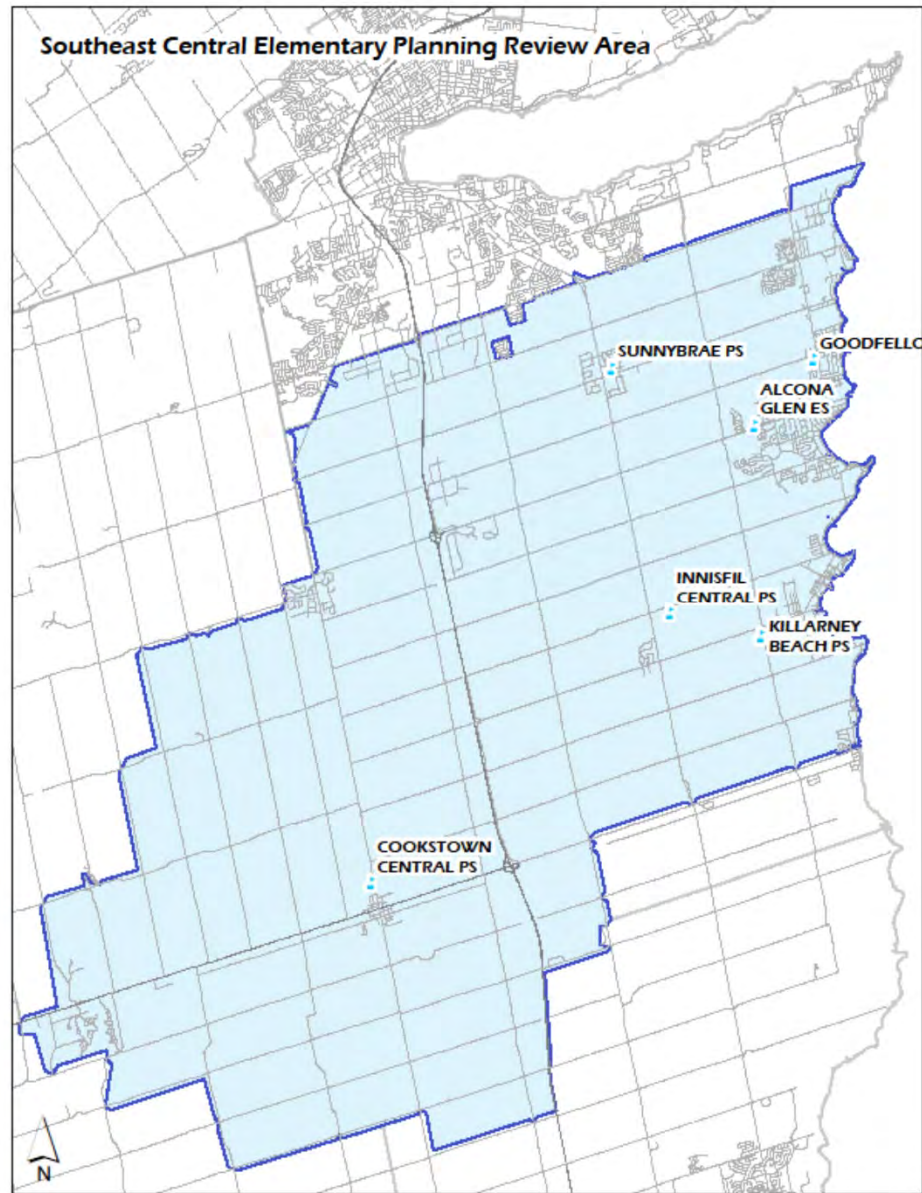
Capital Projects			
New Schools Funded			
Board Wide Allocation:		\$166,097,555	
Planning Area Allocated:			\$21,215,038
School Name	Proposed Opening Date	Allocated Funding	Status
Hewitt's Creek PS	2009	\$11,026,179	Complete
Hyde Park PS	2013	\$10,188,859	Complete
Additions/Renovations Funded			
Board Wide Allocation:		\$80,030,388	
Planning Area Allocated:			\$5,826,396
School Name	Proposed Opening Date	Allocated Funding	Status
Allandale Heights PS	2008	\$735,707	Complete
Allandale Heights PS	2011	\$594,391	Complete
Assikinack PS	2008	\$3,145,950	Complete
Assikinack PS	2011	\$594,390	Complete
Mapleview Heights ES	2007	\$755,958	Complete

## Section K - Southeast Central Elementary Planning Review Area – 10

### Enrolment Summary:

Within this review area enrolment is stable. An AAR has been suspended to address growth and decline in the Alcona community. The schools included in the review are: Alcona Glen ES, Goodfellow PS, Innisfil Central PS, Killarney Beach PS and Sunnybrae PS.

The New Alcona South ps would negate the need to complete the AAR.



## Section K - Southeast Central Elementary Planning Review Area – 10

### School Utilization Summary:

This chart indicates the school utilization for each school. Portable usage in this planning area continues until accommodation reviews, and attendance area review decisions bring the enrolment and school capacity into alignment.

Enrolment Projections to 2024														
Elementary Enrolment	OTG 13	2012	2013	2014	2015	2016	2017	2018	2019	2020	2021	2022	2023	2024
Alcona Glen ES	621	784	817	825	837	846	863	870	866	874	889	893	878	878
Cookstown Central PS	535	559	568	574	566	558	549	542	536	533	527	524	521	521
Goodfellow PS	509	608	656	652	678	715	731	734	743	748	749	760	756	756
Innisfil Central PS	190	202	188	191	202	212	218	229	238	244	257	255	256	256
Killarney Beach PS	322	268	252	255	258	253	252	237	234	238	233	233	234	234
Sunnybrae PS	414	437	433	424	421	420	405	401	390	390	377	372	368	368
<b>Total</b>	<b>2591</b>	<b>2858</b>	<b>2914</b>	<b>2920</b>	<b>2963</b>	<b>3005</b>	<b>3018</b>	<b>3014</b>	<b>3008</b>	<b>3027</b>	<b>3031</b>	<b>3036</b>	<b>3014</b>	<b>3014</b>
Pupils Over/Under Capacity		267	323	329	372	414	427	423	417	436	440	445	423	423

Board Wide Elementary Enrolment: 34,836		Planning Area Enrolment: 2,914		% Utilization: 112%	
School Name	OTG 2013	# Of Pupils	% Utilization	# Of Portables in use	
Alcona Glen ES	621	817	132%	6	
Cookstown Central PS	535	568	106%	2	
Goodfellow PS	509	656	129%	4	
Innisfil Central PS	190	188	99%	0	
Killarney Beach PS	322	252	78%	0	
Sunnybrae PS	414	433	105%	0	

## Section K - Southeast Central Elementary Planning Review Area – 10

### Program Space Summary:

The programs shown in this chart are county programs and are distributed according to the needs of the students.

Changes to the location of these programs can occur as required.

September 2014

School Name	Autistic Spectrum Disorder	Developmental Skills	Social Skills	Extended French	French Immersion	Gifted	Section 23
Alcona Glen ES	--	--	--	--	--	--	--
Cookstown Central PS	--	Yes	--	--	--	Yes	--
Goodfellow PS	--	--	--	Yes	Yes	--	--
Innisfil Central PS	--	--	--	--	Yes	--	--
Killarney Beach PS	--	--	--	--	--	--	--
Sunnybrae PS	--	--	--	--	--	--	--

## Section K - Southeast Central Elementary Planning Review Area – 10

### Full Day Early Learning Kindergarten and Childcare Summary:

This chart summarizes the current locations of the Full Day Early Learning Kindergarten and Childcare programs operating within the schools of the planning area.

#### Full Day Early Learning Kindergarten Program

School Name	# Of Classrooms	Capital Required	Year Implemented
Alcona Glen ES	6	Yes	2014
Cookstown Central PS	4	No	2011
Goodfellow PS	4	Yes	2014
Innisfil Central PS	2	Yes	2014
Killarney Beach PS	2	No	2010
Sunnybrae PS	3	No	2010

#### Childcare Centre

School Name	Infants	Toddlers	Pre School	4 and 5 Year Olds	Extended Child Care
Alcona Glen ES	--	--	--	--	--
Cookstown Central PS	--	--	--	--	Yes
Goodfellow PS	--	Yes	Yes	--	Yes
Innisfil Central PS	--	--	--	--	--
Killarney Beach PS	--	--	--	--	Yes
Sunnybrae PS	--	--	--	--	Yes

## Section K - Southeast Central Elementary Planning Review Area – 10

### Holding Schools – Closed To Out Of Area Summary:

This chart summarizes schools identified as holding schools for potential growth solutions.

The schools designated as closed to out of area students are the result of holding school status, new schools, and schools reaching septic capacity.

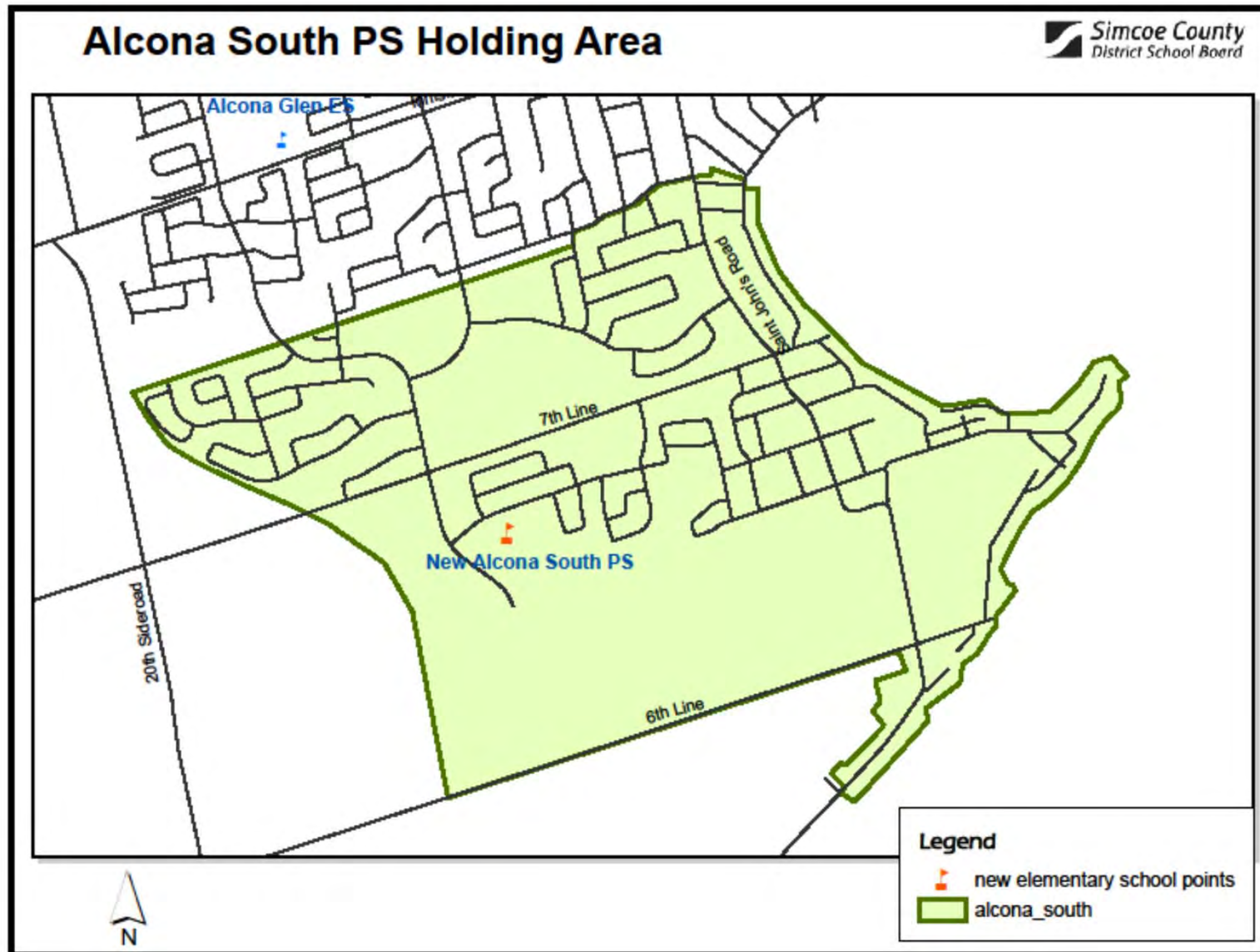
2014/2015 Holding Schools		2014/2015 Schools Closed to Out of Area Students	
Holding At:	Holding For:	School:	Reason for Closure
Alcona Glen ES	New Alcona South	Closed	Holding
Cookstown Central PS	--	--	--
Goodfellow PS	New Alcona South	Closed	French Program
Innisfil Central PS	--	Closed	French Program
Killarney Beach PS	--	--	--
Sunnybrae PS	--	--	--



## Section K - Southeast Central Elementary Planning Review Area – 10

### New Alcona South Public School Holding Area:

The map identifies the holding area for a new elementary school within the Alcona community.



## Section K - Southeast Central Elementary Planning Review Area – 10

### Capital Renewal Summary:

Variable funding sources have provided an excess of backlogged projects to be completed over recent years which have addressed many high and urgent component replacements throughout the schools.

The chart below indicates by area and school where needs have been focused in recent years which have allowed the high and urgent components to be replaced as required.

Capital Renewal Funding	Stage 1 SCI 2011-2012 Board Allocation: \$3,531,000		Stage 2 SCI 2012-2013 Board Allocation: \$3,559,000		Stage 3 SCI 2013-2014 Board Allocation: \$3,387,000		2011-2012 Annual Renewal Board Allocation: \$7,214,733		2012-2013 Annual Renewal Board Allocation: \$7,133,218		2013-2014 Annual Renewal Board Allocation: \$7,903,000		Deferred Maintenance \$138,328,227	
	# Of Projects	\$ Allocated Funds	# Of Projects	\$ Allocated Funds	# Of Projects	\$ Allocated Funds	# Of Projects	\$ Allocated Funds	# Of Projects	\$ Allocated Funds	# Of Projects	\$ Allocated Funds	# of Items	Funds Required:
Alcona Glen ES	--	--	--	--	--	--	1	\$18,269	2	\$198,534	--	--	12	\$686,099
Cookstown Central PS	--	--	--	--	--	--	1	\$9,618	1	\$5,721	--	--	7	\$676,200
Goodfellow PS	--	--	--	--	--	--	1	\$4,144	1	\$202,086	--	--	19	\$1,316,896
Innisfil Central PS	--	--	--	--	--	--	--	--	1	\$5,233	--	--	26	\$1,096,087
Killarney Beach PS	--	--	--	--	--	--	--	--	--	--	--	--	15	\$688,325
Sunnybrae PS	--	--	--	--	--	--	2	\$56,364	1	\$33,125	--	--	24	\$1,203,460
Total	0	\$0	0	\$0	0	\$0	5	\$88,395	6	\$444,699	0	\$0	103	\$5,667,068

## Section K - Southeast Central Elementary Planning Review Area – 10

### Energy Consumption Reduction Plan Summary:

Funds for this initiative are used to gather data and provide energy reduction benchmarks that determine the most energy efficient reduction models to determine future projects.

The chart shows the current projects underway which will provide the energy reduction benchmark data.



**Energy Consumption Reduction Plan**

School Name	Energy Efficient Schools	Energy Conservation 2012 - 2013	Energy Conservation 2012 - 2014	Project	Budget	Funding Source	Status
<b>Alcona Glen ES</b>				<b>Lighting retrofit Cooling Tower</b>	<b>\$130,000 \$65,000</b>	<b>Energy Efficient Schools Energy Reserve Stabilization Fund</b>	<b>Complete</b>
<b>Cookstown Central PS</b>				<b>BAS Setup</b>	<b>TBD</b>	<b>Energy Reserve Stabilization Fund</b>	<b>Proposed</b>
<b>Goodfellow PS</b>							
<b>Innisfil Central PS</b>							
<b>Killamey Beach PS</b>							
<b>Sunnybrae PS</b>							

## Section K - Southeast Central Elementary Planning Review Area – 10

### Energy Conservation FIT

This table represents the schools currently with contracts under the FIT 2.0 program as well as those who have submitted applications under the FIT 3.0

School	FIT 2.0	FIT 3.0
	kW	Application
Alcona Glen ES		
Cookstown Central PS		
Goodfellow PS	175	
Innisfil Central PS	75	
Killamey Beach PS		
Sunnybrae PS	100	

### EcoSchools

This table represents schools that have certified as an Ontario EcoSchool. Schools may be certified as bronze, silver or gold level.

2008/09	2009/10	2010/11	2011/12	2012/13

## Section K - Southeast Central Elementary Planning Review Area – 10

### School Accessibility Summary:

The Accessibility For Ontarians With Disabilities Act requires all public buildings within the province of Ontario to be fully accessible by 2025.

Funding has been used from annual renewal and capital projects. All new schools are constructed to meet the requirements of the Act.

<b>School Name</b>	<b>Site Accessible</b>	<b>School Accessible</b>	<b>Student Washrooms</b>	<b>Staff Washrooms</b>	<b>Special Needs Washroom</b>
Alcona Glen ES					
Cookstown Central PS					
Goodfellow PS					
Innisfil Central PS					
Killamey Beach PS					
Sunnybrae PS					



**Is Accessible**

The accessibility symbol indicating the school is accessible does not necessarily mean that the building is fully accessible to the AODA or the Ontario Building Code. This symbol indicates that at least one entrance and washroom is accessible.



## Section K - Southeast Central Elementary Planning Review Area – 10

### Capital Funding Summary:

Capital funding provides the Board with revenue to construct new schools and additions and renovations in existing schools. These projects are a result of capital priorities approved by the Board and subsequently approved by the Ministry. Funding from this source of revenue has provided the Board the opportunity to construct new growth schools and additions, replace aging and failing buildings, and renovate existing schools.

Since 2007, the Board has received funding approval totaling \$246,127,943.

The chart below shows the new school construction, additions and renovations that have been undertaken as a result of this funding. This has resulted in improved learning environments for many students.

The chart below also shows approved projects and their status.

Capital Projects			
New Schools Funded			
Board Wide Allocation:		\$166,097,555	Planning Area Allocated:
			\$0
School Name	Proposed Opening Date	Allocated Funding	Status
Additions/Renovations Funded			
Board Wide Allocation:		\$80,030,388	Planning Area Allocated:
			\$2,555,600
School Name	Proposed Opening Date	Allocated Funding	Status
Cookstown Central PS	2011	\$2,555,600	Complete

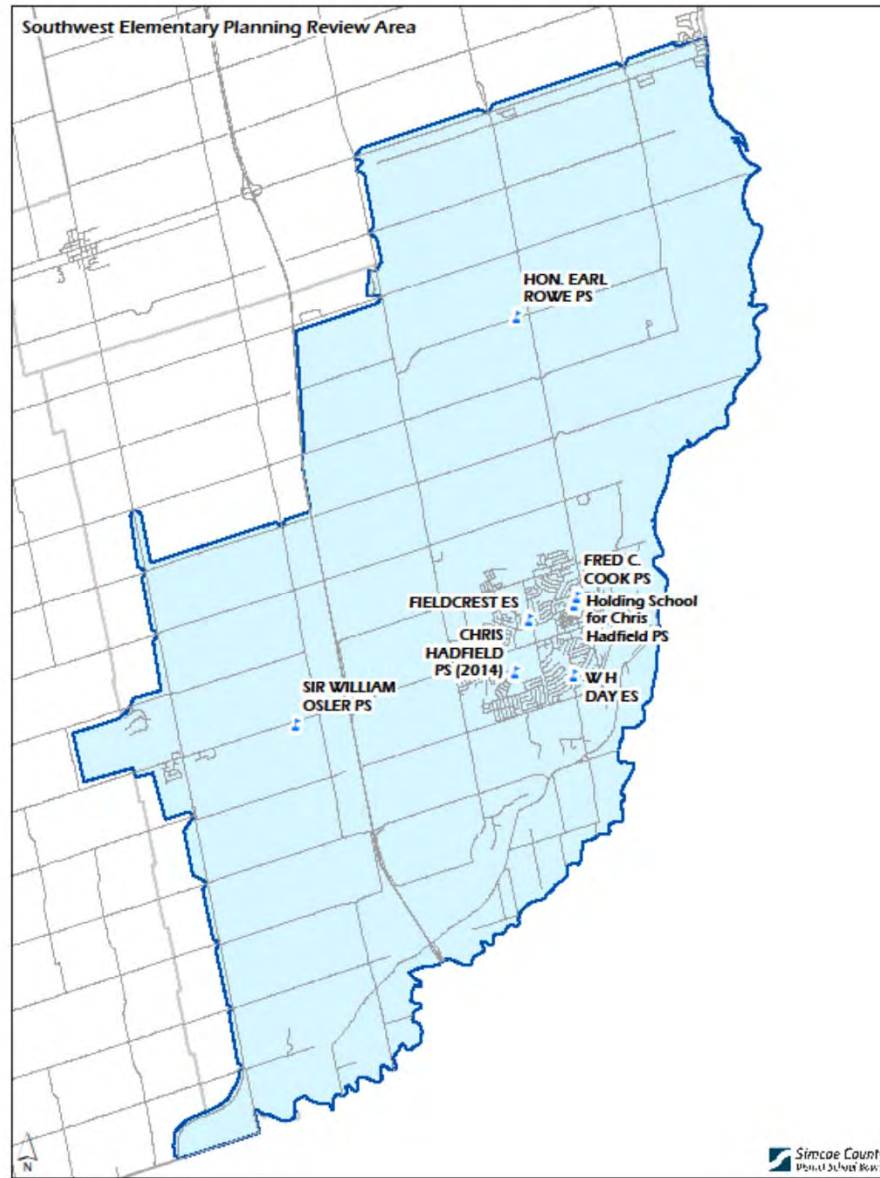
## Section K - Southeast Elementary Planning Review Area – 11

### Enrolment Summary:

Within this review area enrolment is stable. Growth is occurring in the Bradford community. The Ministry of Education approved capital to build a replacement school on Fred C Cook site. The new school was formed in September 2012 on the Bradford ES site until the new school opens.

Further growth has also been approved within the Bond Head community, and will have to be monitored.

An AAR in 2013 addressed enrolment pressures at Fieldcrest ES. A growth elementary school has been approved as a Capital Priority, with the school opening in 2013 at the Bradford elementary school site, until construction of Chris Hadfield PS is completed.





## Section K - Southeast Elementary Planning Review Area – 11

### School Utilization Summary:

This chart indicates the school utilization for each school within the planning area. Portable usage in this planning area continues until accommodation reviews, and attendance area review decisions, bring the enrolment and school capacity into alignment.

Enrolment Projections to 2024														
Elementary Enrolment	OTG 13	2012	2013	2014	2015	2016	2017	2018	2019	2020	2021	2022	2023	2024
Chris Hadfield PS	507		426	480	515	544	560	574	586	585	606	611	612	612
Fieldcrest ES	492	910	605	611	646	684	728	753	785	805	835	832	827	827
Hon Earl Rowe PS	213	184	182	165	152	150	147	144	139	134	130	122	122	122
Sir William Osler PS	167	178	156	155	147	147	143	155	169	180	184	189	199	209
WH Day ES	535	563	588	612	653	713	724	738	743	752	769	786	783	783
Fred C. Cook PS	412	405	398	396	386	373	355	363	368	370	375	385	389	395
<b>Total</b>	<b>2121</b>	<b>2240</b>	<b>2355</b>	<b>2419</b>	<b>2499</b>	<b>2612</b>	<b>2658</b>	<b>2727</b>	<b>2791</b>	<b>2825</b>	<b>2899</b>	<b>2925</b>	<b>2932</b>	<b>2947</b>
Pupils Over/Under Capacity		531	234	93	173	286	332	401	465	499	573	599	606	621

\* Capacity is amended in 2013 (Closing Fred C. Cook Holding and opening Fred C Cook PS) amended in 2014 for the opening of Chris Hadfield PS)

Board Wide Elementary Enrolment: 34,836		Planning Area Enrolment: 2,355		% Utilization: 111%	
School Name	OTG 2013	# Of Pupils	% Utilization	# Of Portables in use	
Chris Hadfield Holding PS	302	426	141%	5	
Fieldcrest ES	492	605	123%	3	
Fred C Cook PS	412	398	97%	1	
Hon Earl Rowe PS	213	182	85%	0	
Sir William Osler PS	167	156	93%	0	
WH Day ES	535	588	110%	2	

## Section K - Southeast Elementary Planning Review Area – 11

### Program Space Summary:

The programs shown in this chart are county programs and are distributed according to the needs of the students.

Changes to the location of these programs can occur as required.

### September 2014

School Name	Autistic Spectrum Disorder	Developmental Skills	Social Skills	Extended French	French Immersion	Gifted	Section 23
Chris Hadfield PS	--	--	--	--	--	--	--
Fieldcrest ES	--	--	--	--	--	--	--
Fred C. Cook PS	--	--	Yes	--	--	--	--
Hon Earl Rowe PS	--	--	--	--	--	--	--
Sir William Osler PS	--	--	--	--	--	--	--
WH Day ES	--	Yes	--	Yes	Yes	--	--

## Section K - Southeast Elementary Planning Review Area – 11

### Full Day Early Learning Kindergarten and Childcare Summary:

This chart summarizes the current locations of the Full Day Early Learning Kindergarten and Childcare programs operating within the schools of the planning area.

#### Full Day Early Learning Kindergarten Program

School Name	# Of Classrooms	Capital Required	Year Implemented
Chris Hadfield PS	5	Yes	2014
Fieldcrest ES	7	Yes	2014
Fred C. Cook PS	4	Yes	2013
Hon Earl Rowe PS	1	No	2010
Sir William Osler PS	1	No	2010
WH Day ES	4	No	2012

#### Childcare Centre

School Name	Infants	Toddlers	Pre School	4 and 5 Year Olds	Extended Child Care
Chris Hadfield PS	--	--	--	--	Yes
Fieldcrest ES	--	--	--	--	Yes
Fred C. Cook PS	--	--	--	--	Yes
Hon Earl Rowe PS	--	--	--	--	Yes
Sir William Osler PS	--	--	--	--	Yes
WH Day ES	--	--	Yes	--	Yes

## Section K - Southeast Elementary Planning Review Area – 11

### Holding Schools – Closed To Out Of Area Summary:

This chart summarizes schools identified as holding schools for potential growth solutions.

The schools designated as closed to out of area students are the result of holding school status, new schools, and schools reaching septic capacity.

2014/2015 Holding Schools		2014/2015 Schools Closed to Out of Area Students	
Holding At:	Holding For:	School:	Reason for Closure
Fieldcrest ES	--	Closed	New School
Fred C. Cook PS	--	--	--
Chris Hadfield Holding PS	Chris Hadfield PS	Closed	New School
Hon Earl Rowe PS	--	--	--
Sir William Osler PS	--	--	--
WH Day ES	--	Closed	French Program

## Section K - Southeast Elementary Planning Review Area – 11

### Capital Renewal Summary:

Variable funding sources have provided an excess of backlogged projects to be completed over recent years which have addressed many high and urgent component replacements throughout the schools.

The chart below indicates by area and school where needs have been focused in recent years which have allowed the high and urgent components to be replaced as required.

Capital Renewal Funding	Stage 1 SCI 2011-2012 Board Allocation: \$3,531,000		Stage 2 SCI 2012-2013 Board Allocation: \$3,559,000		Stage 3 SCI 2013-2014 Board Allocation: \$3,387,000		2011-2012 Annual Renewal Board Allocation: \$7,214,733		2012-2013 Annual Renewal Board Allocation: \$7,133,218		2013-2014 Annual Renewal Board Allocation: \$7,903,000		Deferred Maintenance \$138,328,227	
	# Of Projects	\$ Allocated Funds	# Of Projects	\$ Allocated Funds	# Of Projects	\$ Allocated Funds	# Of Projects	\$ Allocated Funds	# Of Projects	\$ Allocated Funds	# Of Projects	\$ Allocated Funds	# of Items	Funds Required:
Bradford ES	--	--	--	--	--	--	--	--	--	--	--	--	32	\$1,398,836
Fieldcrest ES	--	--	--	--	--	--	1	\$10,976	--	--	--	--	7	\$383,250
Fred C. Cook PS	--	--	--	--	--	--	--	--	--	--	--	--	--	--
Hon Earl Rowe PS	--	--	--	--	--	--	--	--	1	\$127,668	--	--	10	\$542,232
Sir William Osler PS	--	--	--	--	--	--	1	\$258,934	--	--	--	--	12	\$539,066
WH Day ES	--	--	--	--	--	--	--	--	1	\$15,835	--	--	15	\$815,765
<b>Total</b>	<b>0</b>	<b>\$0</b>	<b>0</b>	<b>\$0</b>	<b>0</b>	<b>\$0</b>	<b>2</b>	<b>\$269,910</b>	<b>2</b>	<b>\$143,503</b>	<b>0</b>	<b>\$0</b>	<b>44</b>	<b>\$3,679,149</b>

## Section K - Southeast Elementary Planning Review Area – 11

### Energy Consumption Reduction Plan Summary:

Funds for this initiative are used to gather data and provide energy reduction benchmarks that determine the most energy efficient reduction models to determine future projects.

The chart shows the current projects underway which will provide the energy reduction benchmark data.





#### Energy Consumption Reduction Plan

School Name	Energy Efficient Schools	Energy Conservation 2012 - 2013	Energy Conservation 2012 - 2014	Project	Budget	Funding Source	Status
Chris Hadfield PS							
Fieldcrest ES							
Fred C. Cook PS							
Hon Earl Rowe PS							
Sir William Osler PS							
WH Day ES				BAS Setup	TBD	Energy Reserve Stabilization Fund	Proposed

## Section K - Southeast Elementary Planning Review Area – 11

### Energy Conservation FIT

This table represents the schools currently with contracts under the FIT 2.0 program as well as those who have submitted applications under the FIT 3.0

School	FIT 2.0	FIT 3.0
	kW	Application
Chris Hadfield PS		
Fieldcrest ES		
Fred C. Cook PS	35	
Hon Earl Rowe PS		
Sir William Osler PS		
WH Day ES		

### EcoSchools

This table represents schools that have certified as an Ontario EcoSchool. Schools may be certified as bronze, silver or gold level.

2008/09	2009/10	2010/11	2011/12	2012/13
				























## Section K - Southeast Elementary Planning Review Area – 11

### School Accessibility Summary:

The Accessibility For Ontarians With Disabilities Act requires all public buildings within the province of Ontario to be fully accessible by 2025.

Funding has been used from annual renewal and capital projects. All new schools are constructed to meet the requirements of the Act.

The chart below indicates the accessibility status of the schools within the planning area.

<i><b>School Name</b></i>	<i><b>Site Accessible</b></i>	<i><b>School Accessible</b></i>	<i><b>Student Washrooms</b></i>	<i><b>Staff Washrooms</b></i>	<i><b>Special Needs Washroom</b></i>
Bradford ES					
Fieldcrest ES					
Fred C. Cook ES					
Hon Earl Rowe PS					
Sir William Olser PS					
W.H. Day ES					

 Is Accessible

The accessibility symbol indicating the school is accessible does not necessarily mean that the building is fully accessible to the AODA or the Ontario Building Code. This symbol indicates that at least one entrance and washroom is accessible.

## Section K - Southeast Elementary Planning Review Area – 11

### Capital Funding Summary:

Capital funding provides the Board with revenue to construct new schools and additions and renovations in existing schools. These projects are a result of capital priorities approved by the Board and subsequently approved by the Ministry. Funding from this source of revenue has provided the Board the opportunity to construct new growth schools and additions, replace aging and failing buildings, and renovate existing schools.

Since 2007, the Board has received funding approval totaling \$246,127,943. The chart below shows the new school construction, additions and renovations that have been undertaken as a result of this funding. This has resulted in improved learning environments for many students.

The chart below also shows approved projects and their status.

Capital Projects			
New Schools Funded			
Board Wide Allocation:		\$166,097,555	Planning Area Allocated:
			\$18,635,758
School Name	Proposed Opening Date	Allocated Funding	Status
Bradford/Fred C Cook Consolidation	2013	\$8,534,878	Complete
Chris Hadfield PS	2015	\$10,100,880	Design Stage
Additions/Renovations Funded			
Board Wide Allocation:		\$80,030,388	Planning Area Allocated:
			\$0
School Name	Proposed Opening Date	Allocated Funding	Status

# **Capital Plan 2013**

## **Part 3**

### **Facility Services Report**

#### **BF-D-1**

**Board Approved: January 22, 2014**

#### **Section L**

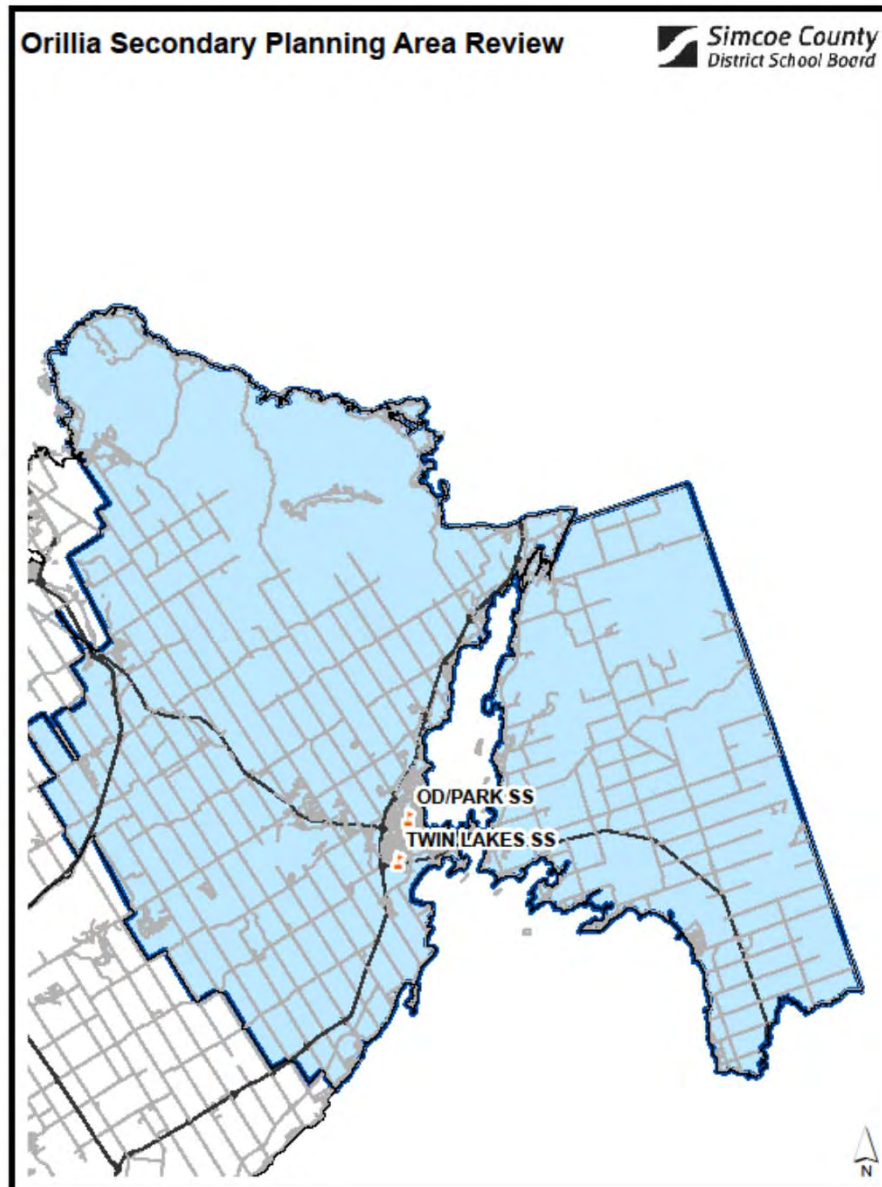
## Section L - Secondary Planning Review Areas



## Section L - Northeast Secondary Planning Review Area

### Enrolment Summary:

Within this review area enrolment is declining. The ARC decision that consolidated Park Street SS with ODCVI in the City of Orillia has alleviated the enrolment pressures. A replacement secondary school on Park Street site has been approved as a Capital Priority. An AAR from the 2011 Capital Plan has been completed which has balance enrolment with capacity.



## Section L - Northeast Secondary Planning Review Area

### School Utilization Summary:

This chart indicates the school utilization for each school. There are no portables used because enrolment and school capacity are not aligned.

Enrolment Projections to 2024														
Secondary Enrolment	OTG 13	2012	2013	2014	2015	2016	2017	2018	2019	2020	2021	2022	2023	2024
ODCVI	933	646												
Park Street CI	954	612												
Twin Lakes SS	966	793	826	903	940	973	961	963	978	997	950	934	934	913
OD/Park SS	1005		1174	1116	1103	1087	1121	1130	1134	1151	1134	1172	1167	1188
<b>Total</b>	<b>1899</b>	<b>2050</b>	<b>2000</b>	<b>2019</b>	<b>2043</b>	<b>2060</b>	<b>2081</b>	<b>2094</b>	<b>2112</b>	<b>2149</b>	<b>2084</b>	<b>2105</b>	<b>2101</b>	<b>2101</b>
Pupils Over/Under Capacity		-803	101	48	72	89	110	123	141	178	113	134	130	130

\* Capacity is amended in 2013 (Closing ODCVI and opening Orillia Replacement ss 2015)

Board Wide Secondary Enrolment: 16,255		Planning Area Enrolment: 2,000		% Utilization: 105%
School Name	OTG 2013	# Of Pupils	% Utilization	# Of Portables
O.D./Park SS	933	1174	126%	2
Twin Lakes SS	966	826	86%	6

## Section L - Northeast Secondary Planning Review Area

### Program Space Summary:

The programs shown in this chart are county programs and are distributed according to the needs of the students.

Changes to the location of these programs can occur as required.

**September 2014**

School Name	Autistic Spectrum Disorder	Life Skills	French	Gifted	Section 23
O.D./Park SS	--	Yes	--	--	--
Twin Lakes SS	--	Yes	Yes	Yes	--



## Section L - Northeast Secondary Planning Review Area

### Early Learning and Childcare Summary:

This chart summarizes the current locations of Young Parent programs operating within the schools of the planning area.

Childcare Centre	
School Name	Young Parent Program
O.D./Park SS	--
Twin Lakes SS	--

## Section L - Northeast Secondary Planning Review Area

### Holding Schools – Closed To Out Of Area Summary:

This chart summarizes schools identified as holding schools for potential growth solutions.

The schools designated as closed to out of area students are the result of holding school status, new schools, and schools reaching septic capacity.

2013/2014 Holding Schools		2013/2014 Schools Closed to Out of Area Students	
Holding At:	Holding For:	School:	Reason for Closure
O.D./Park SS	--	--	--
Twin Lakes SS	--	--	--

## Section L - Northeast Secondary Planning Review Area

### Capital Renewal Summary:

Variable funding sources have provided an excess of backlogged projects to be completed over recent years which have addressed many high and urgent component replacements throughout the schools.

The chart below indicates by area and school where needs have been focused in recent years which have allowed the high and urgent components to be replaced as required.

Capital Renewal Funding	Stage 1 SCI 2011-2012 Board Allocation: \$3,531,000		Stage 2 SCI 2012-2013 Board Allocation: \$3,559,000		Stage 3 SCI 2013-2014 Board Allocation: \$3,387,000		2011-2012 Annual Renewal Board Allocation: \$7,214,733		2012-2013 Annual Renewal Board Allocation: \$7,133,218		2013-2014 Annual Renewal Board Allocation: \$7,903,000		Deferred Maintenance \$138,328,227	
	# Of Projects	\$ Allocated Funds	# Of Projects	\$ Allocated Funds	# Of Projects	\$ Allocated Funds	# Of Projects	\$ Allocated Funds	# Of Projects	\$ Allocated Funds	# Of Projects	\$ Allocated Funds	# of Items	Funds Required:
O.D.C.V.I.	--	--	--	--	--	--	--	--	--	--	--	--	160	\$16,260,167
Twin Lakes SS	1	\$501,897	1	\$477,118	--	--	1	\$957	--	--	--	--	46	\$9,256,190
<b>Total</b>	<b>1</b>	<b>\$501,897</b>	<b>1</b>	<b>\$477,118</b>	<b>0</b>	<b>\$0</b>	<b>2</b>	<b>\$16,640</b>	<b>0</b>	<b>\$0</b>	<b>0</b>	<b>\$0</b>	<b>206</b>	<b>\$25,516,357</b>


## Section L - Northeast Secondary Planning Review Area

### Energy Consumption Reduction Plan Summary:

Funds for this initiative are used to gather data and provide energy reduction benchmarks that determine the most energy efficient reduction models to determine future projects.

The chart shows the current projects underway which will provide the energy reduction benchmark data.

#### Energy Consumption Reduction Plan

School Name	Energy Efficient Schools	Energy Conservation 2012 - 2013	Energy Conservation 2012 - 2014	Project	Budget	Funding Source	Status
<b>O.D.C.V.I</b>							
<b>Park Street C</b>							
<b>Twin Lakes SS</b>				<b>Lighting Retrofit</b>	<b>\$190,000</b>	<b>Energy Efficient Schools</b>	<b>Complete</b>

## Section L - Northeast Secondary Planning Review Area


### Energy Conservation FIT

This table represents the schools currently with contracts under the FIT 2.0 program as well as those who have submitted applications under the FIT 3.0

	FIT 2.0	FIT 3.0
School	kW	Application
O.D.C.V.I.		
Twin Lakes SS	200	

### EcoSchools

This table represents schools that have certified as an Ontario EcoSchool. Schools may be certified as bronze, silver or gold level.

2008/09	2009/10	2010/11	2011/12	2012/13
				







Section L - Northeast Secondary Planning Review Area

School Accessibility Summary:

The Accessibility For Ontarians With Disabilities Act requires all public buildings within the province of Ontario to be fully accessible by 2025.

Funding has been used from annual renewal and capital projects. All new schools are constructed to meet the requirements of the Act.

The chart below indicates the accessibility status of the schools within the planning area.

School Name	Site Accessible	School Accessible	Student Washrooms	Staff Washrooms	Special Needs Washroom
O.D.C.V.I					
Twin Lakes SS					

 Is Accessible

The accessibility symbol indicating the school is accessible does not necessarily mean that the building is fully accessible to the AODA or the Ontario Building Code. This symbol indicates that at least one entrance and washroom is accessible.

## Section L - Northeast Secondary Planning Review Area

### Capital Funding Summary:

Capital funding provides the Board with revenue to construct new schools and additions and renovations in existing schools. These projects are a result of capital priorities approved by the Board and subsequently approved by the Ministry. Funding from this source of revenue has provided the Board the opportunity to construct new growth schools and additions, replace aging and failing buildings, and renovate existing schools.

Since 2007, the Board has received funding approval totaling \$246,127,943.

The chart below shows the new school construction, additions and renovations that have been undertaken as a result of this funding. This has resulted in improved learning environments for many students.

The chart below also shows approved projects and their status.

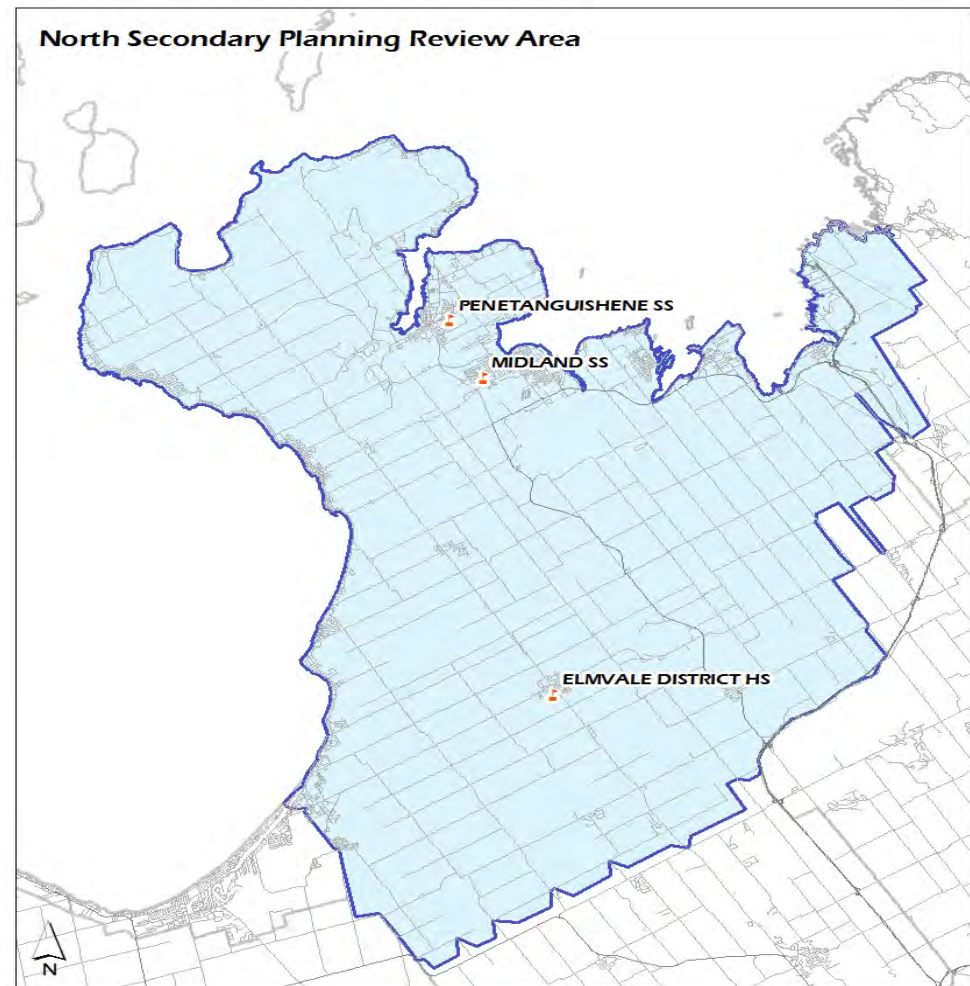
Capital Projects			
New Schools Funded			
Board Wide Allocation:		\$166,097,555	
Planning Area Allocated:			\$28,661,281
School Name	Proposed Opening Date	Allocated Funding	Status
Orillia Replacement ss	2016	\$28,661,281	Under Design
Additions/Renovations Funded			
Board Wide Allocation:		\$80,030,388	
Planning Area Allocated:			\$0
School Name	Proposed Opening Date	Allocated Funding	Status



## Section L - North Secondary Planning Review Area

### Enrolment Summary:

Within this review area enrolment is declining. A leased space reduces the capacity of Midland SS by six classrooms. This does not fully address the capacity pressure point. An ARC is currently underway between Midland SS and Penetanguishene SS. A capital priority project has been submitted for the Ministry's consideration.



## Section L - North Secondary Planning Review Area

### School Utilization Summary:

This chart indicates the school utilization for each school. There are a few portables used because enrolment and school capacity in some of the schools are not aligned.

Enrolment Projections to 2024														
Secondary Enrolment	OTG 13	2012	2013	2014	2015	2016	2017	2018	2019	2020	2021	2022	2023	2024
Elmvale DHS	357	439	441	445	473	481	477	484	481	484	474	455	455	444
Midland SS	1401	721	601	619	635	669	663	683	677	689	684	646	642	617
Penetanguishene SS	705	377	407	411	397	383	380	375	385	390	388	385	388	382
<b>Total</b>	<b>2463</b>	<b>1537</b>	<b>1449</b>	<b>1476</b>	<b>1504</b>	<b>1533</b>	<b>1519</b>	<b>1542</b>	<b>1542</b>	<b>1564</b>	<b>1546</b>	<b>1486</b>	<b>1485</b>	<b>1443</b>
Pupils Over/Under Capacity		-926	-1014	-987	-959	-930	-944	-921	-921	-899	-917	-977	-978	-1020

Board Wide Secondary Enrolment: 16,255    Planning Area Enrolment: 1,449    % Utilization: 59%				
School Name	OTG 2013	# Of Pupils	% Utilization	# Of Portables
Elmvale DHS	357	441	124%	9
Midland SS	1401	601	43%	0
Penetanguishene SS	705	407	58%	0

## Section L - North Secondary Planning Review Area

### Program Space Summary:

The programs shown in this chart are county programs and continue to be distributed according to the needs of the student population.

As a result, changes to the location of these programs can occur as required.

September 2014

School Name	Autistic Spectrum Disorder	Life Skills	French	Gifted	Section 23
Elmvale DHS	--	--	--	--	--
Midland SS	--	Yes	--	Yes	--
Penetanguishene SS	--	--	Yes	--	--

## Section L - North Secondary Planning Review Area

### Early Learning and Childcare Summary:

This chart summarizes the current locations of Young Parent programs operating within the schools of the planning area.

Childcare Centre	
School Name	Young Parent Program
Elmvale DHS	--
Midland SS	Yes
Penetanguishene SS	--

## Section L - North Secondary Planning Review Area

### Holding Schools – Closed To Out Of Area Summary:

This chart summarizes the identified schools currently being used as holding schools for potential growth solutions. The students identified holding attendance area may be relocated as a result of the accommodation solutions.

The schools designated as closed to out of area students are the result of holding school status, new schools, and schools reaching septic capacity.

2014/2015 Holding Schools		2014/2015 Schools Closed to Out of Area Students	
Holding At:	Holding For:	School:	Reason for Closure
Elmvale DHS	--	--	--
Midland SS	--	--	--
Penetanguishene SS	--	--	--

## Section L - North Secondary Planning Review Area

### Capital Renewal Summary:

Variable funding sources have provided an excess of backlogged projects to be completed over recent years which have addressed many high and urgent component replacements throughout the schools.

The chart below indicates by area and school where needs have been focused in recent years which have allowed the high and urgent components to be replaced as required.

Capital Renewal Funding	Stage 1 SCI 2011-2012 Board Allocation: \$3,531,000		Stage 2 SCI 2012-2013 Board Allocation: \$3,559,000		Stage 3 SCI 2013-2014 Board Allocation: \$3,387,000		2011-2012 Annual Renewal Board Allocation: \$7,214,733		2012-2013 Annual Renewal Board Allocation: \$7,133,218		2013-2014 Annual Renewal Board Allocation: \$7,903,000		Deferred Maintenance \$138,328,227	
	# Of Projects	\$ Allocated Funds	# Of Projects	\$ Allocated Funds	# Of Projects	\$ Allocated Funds	# Of Projects	\$ Allocated Funds	# Of Projects	\$ Allocated Funds	# Of Projects	\$ Allocated Funds	# of Items	Funds Required:
Elmvale DHS	--	--	--	--	--	--	1	\$31,865	1.00	\$14,404	--	--	31	\$1,446,375
Midland SS	--	--	--	--	--	--	3	\$113,087	4	\$178,995	--	--	24	\$4,356,450
Penetanguishene SS	--	--	--	--	--	--	--	--	--	--	--	--	16	\$1,773,450
<b>Total</b>	<b>0</b>	<b>\$0</b>	<b>0</b>	<b>\$0</b>	<b>0</b>	<b>\$0</b>	<b>3</b>	<b>\$113,087</b>	<b>4</b>	<b>\$178,995</b>	<b>0</b>	<b>\$0</b>	<b>71</b>	<b>7,576,275</b>



## Section L - North Secondary Planning Review Area

### Energy Consumption Reduction Plan Summary:

Funds for this initiative are used to gather data and provide energy reduction benchmarks that determine the most energy efficient reduction models to determine future projects.

The chart shows the current projects underway which will provide the energy reduction benchmark data.

#### Energy Consumption Reduction Plan

School Name	Energy Efficient Schools	Energy Conservation 2012 - 2013	Energy Conservation 2012 - 2014	Project	Budget	Funding Source	Status
Elmvale DHS							
Midland SS				BAS Upgrade Mechanical Upgrade	\$21,500 \$25,600	Energy Efficient Schools Energy Reserve Stabilization Fund	Complete In Progress
Penetanguishene SS							



## Section L - North Secondary Planning Review Area

### Energy Conservation FIT

This table represents the schools currently with contracts under the FIT 2.0 program as well as those who have submitted applications under the FIT 3.0

	FIT 2.0	FIT 3.0
School	kW	Application
Elmvale DHS	100	
Midland SS		
Penetanguishene SS	250	

### EcoSchools

This table represents schools that have certified as an Ontario EcoSchool. Schools may be certified as bronze, silver or gold level.

2008/09	2009/10	2010/11	2011/12	2012/13









## Section L - North Secondary Planning Review Area

### School Accessibility Summary:

The Accessibility For Ontarians With Disabilities Act requires all public buildings within the province of Ontario to be fully accessible by 2025.

Funding has been used from annual renewal and capital projects. All new schools are constructed to meet the requirements of the Act.

The chart below indicates the accessibility status of the schools within the planning area.

<i><b>School Name</b></i>	<i><b>Site Accessible</b></i>	<i><b>School Accessible</b></i>	<i><b>Student Washrooms</b></i>	<i><b>Staff Washrooms</b></i>	<i><b>Special Needs Washroom</b></i>
Elmvale DHS					
Midland SS					
Pentanguishene SS					



**Is Accessible**

The accessibility symbol indicating the school is accessible does not necessarily mean that the building is fully accessible to the AODA or the Ontario Building Code. This symbol indicates that at least one entrance and washroom is accessible.

## Section L - North Secondary Planning Review Area

### Capital Funding Summary:

Capital funding provides the Board with revenue to construct new schools and additions and renovations in existing schools. These projects are a result of capital priorities approved by the Board and subsequently approved by the Ministry. Funding from this source of revenue has provided the Board the opportunity to construct new growth schools and additions, replace aging and failing buildings, and renovate existing schools.

Since 2007, the Board has received funding approval totaling \$246,127,943.

The chart below shows the new school construction, additions and renovations that have been undertaken as a result of this funding. This has resulted in improved learning environments for many students.

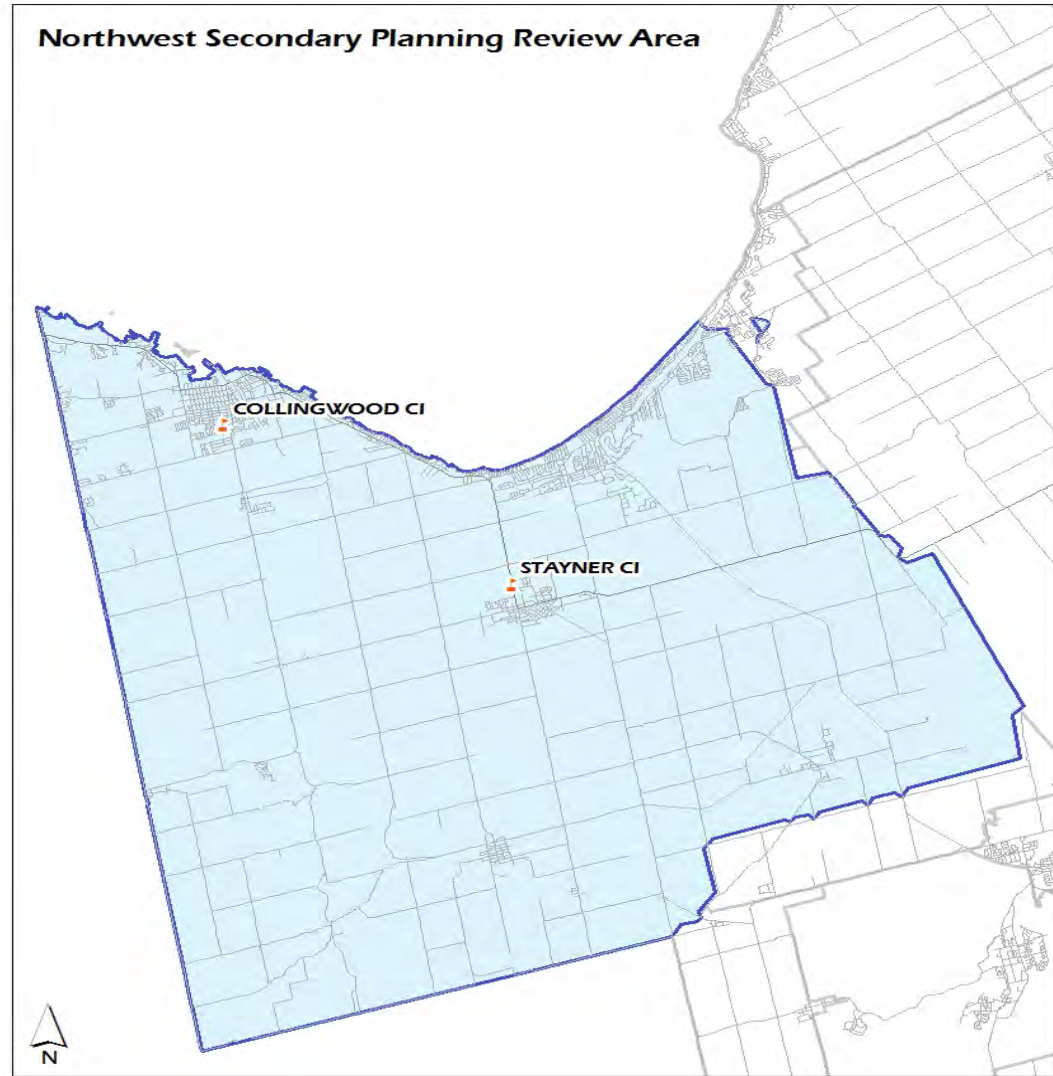
The chart below also shows approved projects and their status.

Capital Projects			
New Schools Funded			
Board Wide Allocation:		\$166,097,555	Planning Area Allocated:
			\$0
School Name	Proposed Opening Date	Allocated Funding	Status
Additions/Renovations Funded			
Board Wide Allocation:		\$80,030,388	Planning Area Allocated:
			\$0
School Name	Proposed Opening Date	Allocated Funding	Status

## Section L - Northwest Secondary Planning Review Area

### Enrolment Summary:

Within this review  
enrolment is stable.



## Section L - Northwest Secondary Planning Review Area

### School Utilization Summary:

This chart indicates the school utilization for each school.

There are a few portables used because enrolment and school capacity in some of the schools are not aligned.

Enrolment Projections to 2024														
Secondary Enrolment	OTG 13	2012	2013	2014	2015	2016	2017	2018	2019	2020	2021	2022	2023	2024
Collingwood CI	1281	1255	1264	1243	1307	1300	1322	1396	1375	1448	1390	1312	1281	1196
Stayner CI	420	397	372	409	433	439	439	451	411	417	412	376	385	358
Total	1701	1652	1636	1652	1741	1739	1761	1847	1787	1865	1801	1688	1666	1554
Pupils Over/Under Capacity		-49	-65	-49	40	38	60	146	86	164	100	-13	-35	-147

Board Wide Secondary Enrolment: 16,255		Planning Area Enrolment: 1,636		% Utilization: 96%	
School Name	OTG 2013	# Of Pupils	% Utilization	# Of Portables	
Collingwood CI	1281	1264	99%	0	
Stayner CI	420	372	89%	7	

## Section L - Northwest Secondary Planning Review Area

### Program Space Summary:

The programs shown in this chart are county programs and are distributed according to the needs of the students.

Changes to the location of these programs can occur as required.

September 2014

School Name	Autistic Spectrum Disorder	Life Skills	French	Gifted	Section 23
Collingwood CI	--	Yes	Yes	Yes	--
Stayner CI	--	Yes	--	--	--

## Section L - Northwest Secondary Planning Review Area

### Early Learning and Childcare Summary:

This chart summarizes the current locations of Young Parent programs operating within the schools of the planning area.

Childcare Centre	
School Name	Young Parent Program
Collingwood CI	--
Stayner CI	--



## Section L - Northwest Secondary Planning Review Area

### Holding Schools – Closed To Out Of Area Summary:

This chart summarizes schools identified as holding schools for potential growth solutions.

The schools designated as closed to out of area students are the result of holding school status, new schools, and schools reaching septic capacity.

2014/2015 Holding Schools		2014/2015 Schools Closed to Out of Area Students	
Holding At:	Holding For:	School:	Reason for Closure
Collingwood CI	--	--	--
Stayner CI	--	--	--

## Section L - Northwest Secondary Planning Review Area

### Capital Renewal Summary:

Variable funding sources have provided an excess of backlogged projects to be completed over recent years which have addressed many high and urgent component replacements throughout the schools.

The chart below indicates by area and school where needs have been focused in recent years which have allowed the high and urgent components to be replaced as required.

Capital Renewal Funding	Stage 1 SCI 2011-2012 Board Allocation: \$3,531,000		Stage 2 SCI 2012-2013 Board Allocation: \$3,559,000		Stage 3 SCI 2013-2014 Board Allocation: \$3,387,000		2011-2012 Annual Renewal Board Allocation: \$7,214,733		2012-2013 Annual Renewal Board Allocation: \$7,133,218		2013-2014 Annual Renewal Board Allocation: \$7,903,000		Deferred Maintenance \$138,328,227	
	# Of Projects	Allocated Funds	# Of Projects	\$ Allocated Funds	# Of Projects	\$ Allocated Funds	# Of Projects	\$ Allocated Funds	# Of Projects	\$ Allocated Funds	# Of Projects	\$ Allocated Funds	# of Items	Funds Required:
Collingwood CI	--	--	1	\$431,029	1	\$850,000	4	\$713,391	2	\$31,093	1	\$50,000.00	31	\$5,778,300
Stayner CI	1	\$112,194	--	--	--	--	2	\$602,582	1	\$63,609	1	\$400,000.00	27	\$2,706,900
<b>Total</b>	<b>1</b>	<b>\$112,194</b>	<b>1</b>	<b>\$431,029</b>	<b>1</b>	<b>\$850,000</b>	<b>6</b>	<b>\$1,315,973</b>	<b>3</b>	<b>\$94,702</b>	<b>2</b>	<b>\$450,000</b>	<b>58</b>	<b>\$8,485,200</b>

## Section L - Northwest Secondary Planning Review Area

### Energy Consumption Reduction Plan Summary:

Funds for this initiative are used to gather data and provide energy reduction benchmarks that determine the most energy efficient reduction models to determine future projects.

The chart shows the current projects underway which will provide the energy reduction benchmark data.

#### Energy Consumption Reduction Plan

School Name	Energy Efficient Schools	Energy Conservation 2012 - 2013	Energy Conservation 2012 - 2014	Project	Budget	Funding Source	Status
Collingwood CI				BAS Upgrade Lighting Retrofit Window Replacement Mechanical Upgrade	\$220,000 \$250,000 \$180,000 \$168,239	Energy Efficient Schools Energy Reserve Stabilization Fund	Complete
Stayner CI							

## Section L - Northwest Secondary Planning Review Area

### Energy Conservation FIT

This table represents the schools currently with contracts under the FIT 2.0 program as well as those who have submitted applications under the FIT 3.0

	FIT 2.0	FIT 3.0
School	kW	Application
Collingwood CI	325	
Stayner CI	135	

### EcoSchools

This table represents schools that have certified as an Ontario EcoSchool. Schools may be certified as bronze, silver or gold level.

2008/09	2009/10	2010/11	2011/12	2012/13



## Section L - Northwest Secondary Planning Review Area

### School Accessibility Summary:

The Accessibility For Ontarians With Disabilities Act requires all public buildings within the province of Ontario to be fully accessible by 2025.

Funding has been used from annual renewal and capital projects. All new schools are constructed to meet the requirements of the Act.

The chart below indicates the accessibility status of the schools within the planning area.

<i><b>School Name</b></i>	<i><b>Site Accessible</b></i>	<i><b>School Accessible</b></i>	<i><b>Student Washrooms</b></i>	<i><b>Staff Washrooms</b></i>	<i><b>Special Needs Washroom</b></i>
Collingwood CI					
Stayner CI					

 **Is Accessible**

The accessibility symbol indicating the school is accessible does not necessarily mean that the building is fully accessible to the AODA or the Ontario Building Code. This symbol indicates that at least one entrance and washroom is accessible.

## Section L - Northwest Secondary Planning Review Area

### Capital Funding Summary:

Capital funding provides the Board with revenue to construct new schools and additions and renovations in existing schools. These projects are a result of capital priorities approved by the Board and subsequently approved by the Ministry. Funding from this source of revenue has provided the Board the opportunity to construct new growth schools and additions, replace aging and failing buildings, and renovate existing schools.

Since 2007, the Board has received funding approval totaling \$246,127,943.

The chart below shows the new school construction, additions and renovations that have been undertaken as a result of this funding. This has resulted in improved learning environments for many students.

The chart below also shows approved projects and their status.

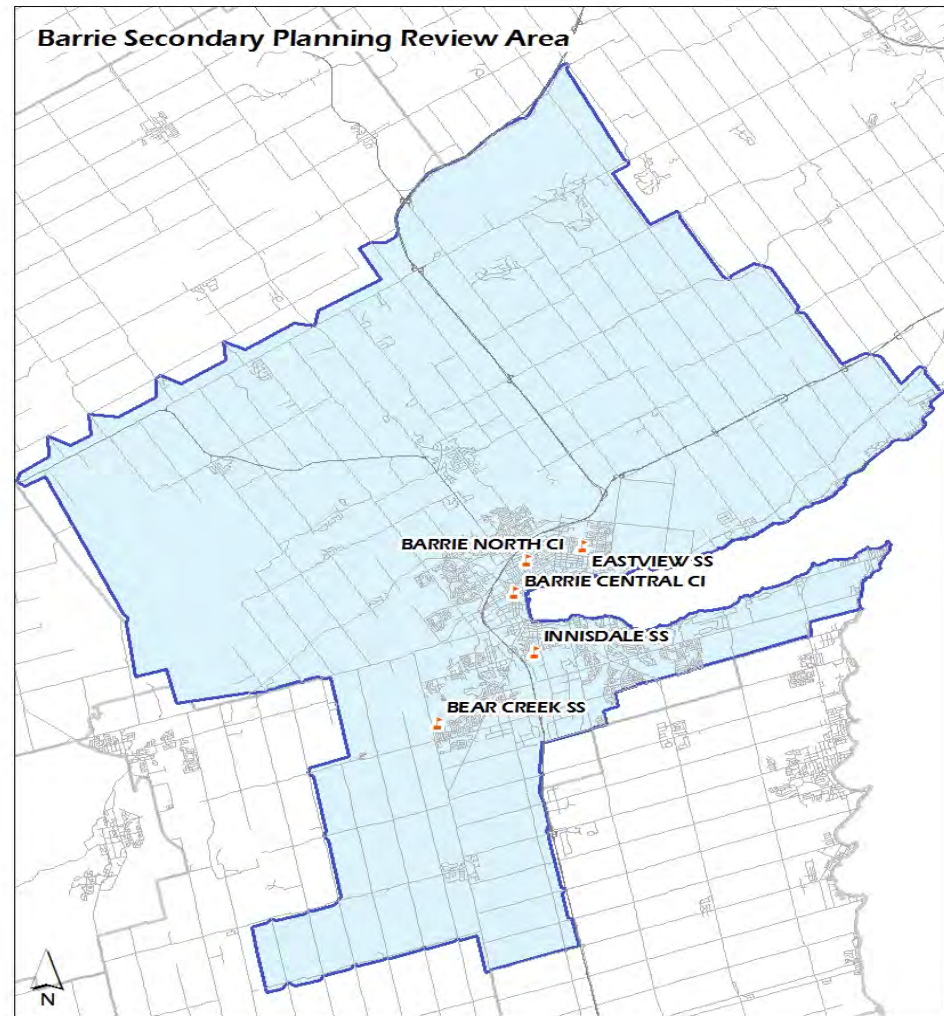
Capital Projects			
New Schools Funded			
Board Wide Allocation:		\$166,097,555	Planning Area Allocated:
			\$0
School Name	Proposed Opening Date	Allocated Funding	Status
Additions/Renovations Funded			
Board Wide Allocation:		\$80,030,388	Planning Area Allocated:
			\$0
School Name	Proposed Opening Date	Allocated Funding	Status

## Section L - Barrie Secondary Planning Review Area

### Enrolment Summary:

Within this review area enrolment decreases over the middle term and increases over the long term. Reflect areas of decline/growth and changes in the areas OTG. Growth is directed to the southeast portion of Barrie, as the annexed lands begin to develop. A growth secondary school has been approved as a Capital Priority.

Nottawasaga Pines SS opened in 2011, alleviating enrolment pressures at Bear Creek SS and Banting Memorial DHS.





## Section L - Barrie Secondary Planning Review Area

### School Utilization Summary:

This chart indicates the school utilization for each school. There are a few portables used because enrolment and school capacity in some of the schools are not aligned.

Enrolment Projections to 2024														
Secondary Enrolment	OTG 13	2012	2013	2014	2015	2016	2017	2018	2019	2020	2021	2022	2023	2024
Barrie Central CI	1104	876	795	767	696	633	586	548	550	565	581	647	715	680
Barrie North SS	1146	1180	1087	1038	1077	1087	1134	1147	1159	1168	1127	1160	1121	1078
Bear Creek SS	1407	1545	1524	1492	1455	1423	1432	1488	1540	1586	1604	1609	1600	1600
Eastview SS	1248	1513	1485	1434	1398	1406	1357	1360	1326	1349	1366	1387	1423	1360
Innisdale SS	1122	1645	1664	1686	1687	1607	1620	1655	1779	1896	1974	1999	1987	2021
South Barrie ss	1005													
<b>Total</b>	<b>6027</b>	<b>6760</b>	<b>6555</b>	<b>6416</b>	<b>6314</b>	<b>6156</b>	<b>6128</b>	<b>6198</b>	<b>6354</b>	<b>6564</b>	<b>6653</b>	<b>6802</b>	<b>6846</b>	<b>6739</b>
Pupils Over/Under Capacity		733	528	389	287	-876	-904	-834	-678	-468	-379	-230	-186	-293

\* Capacity is amended in 2016 opening South Barrie ss)

Board Wide Secondary Enrolment: 16,255 Planning Area Enrolment: 6,555 % Utilization: 109%				
School Name	OTG 2013	# Of Pupils	% Utilization	# Of Portables
Barrie Central CI	1104	795	72%	0
Barrie North SS	1146	1087	95%	6
Bear Creek SS	1407	1524	108%	6
Eastview SS	1248	1485	119%	6
Innisdale SS	1122	1664	148%	19

## Section L - Barrie Secondary Planning Review Area

### Program Space Summary:

The programs shown in this chart are county programs and are distributed according to the needs of the students.

Changes to the location of these programs can occur as required.

September 2014

School Name	Autistic Spectrum Disorder	Life Skills	French	Gifted	Section 23
Barrie Central CI	Yes	Yes	Yes	--	Yes
Barrie North SS	Yes	Yes	--	Yes	--
Bear Creek SS	--	Yes	--	--	--
Eastview SS	--	Yes	Yes	--	--
Innisdale SS	Yes	Yes	--	Yes	--

## Section L - Barrie Secondary Planning Review Area

### Early Learning and Childcare Summary:

This chart summarizes the current locations of the Young Parent programs operating within the schools of the planning area.

Childcare Centre	
School Name	Young Parent Program
Barrie Central CI	Yes
Barrie North SS	--
Bear Creek SS	--
Eastview SS	--
Innisdale SS	--

## Section L - Barrie Secondary Planning Review Area

### Holding Schools – Closed To Out Of Area Summary:

This chart summarizes schools identified as holding schools for potential growth solutions.

The schools designated as closed to out of area students are the result of holding school status, new schools, and schools reaching septic capacity.

2014/2015 Holding Schools		2014/2015 Schools Closed to Out of Area Students	
Holding At:	Holding For:	School:	Reason for Closure
Barrie Central CI	--	--	--
Barrie North SS	--	--	--
Bear Creek SS	--	--	--
Eastview SS	--	--	--
Innisdale SS	--	--	--

## Section L - Barrie Secondary Planning Review Area

### Capital Renewal Summary:

Variable funding sources have provided an excess of backlogged projects to be completed over recent years which have addressed many high and urgent component replacements throughout the schools.

The chart below indicates by area and school where needs have been focused in recent years which have allowed the high and urgent components to be replaced as required.

Capital Renewal Funding	Stage 1 SCI 2011-2012 Board Allocation: \$3,531,000		Stage 2 SCI 2012-2013 Board Allocation: \$3,559,000		Stage 3 SCI 2013-2014 Board Allocation: \$3,387,000		2011-2012 Annual Renewal Board Allocation: \$7,214,733		2012-2013 Annual Renewal Board Allocation: \$7,133,218		2013-2014 Annual Renewal Board Allocation: \$7,903,000		Deferred Maintenance \$138,328,227	
	# Of Projects	\$ Allocated Funds	# Of Projects	\$ Allocated Funds	# Of Projects	\$ Allocated Funds	# Of Projects	\$ Allocated Funds	# Of Projects	\$ Allocated Funds	# Of Projects	\$ Allocated Funds	# of Items	Funds Required:
Barrie Central CI	--	--	--	--	--	--	4	\$83,024	1	\$836	1	\$4,700	90	\$19,905,423
Barrie North CI	--	--	1	428,060	1	1,250,000	3	\$449,445	1	\$275,342	--	--	13	\$967,692
Bear Creek SS	--	--	--	--	--	--	--	--	--	--	--	--	2	\$35,700
Eastview SS	--	--	--	--	--	--	2	\$25,687	--	--	1	\$1,277,000	9	\$772,140
Innisdale SS	--	--	--	--	--	--	1	\$13,130	1	\$269,563	1	\$800,000	4	\$142,800
<b>Total</b>	<b>0</b>	<b>\$0</b>	<b>1</b>	<b>\$428,060</b>	<b>1</b>	<b>\$1,250,000</b>	<b>10</b>	<b>\$571,285</b>	<b>3</b>	<b>\$545,740</b>	<b>3</b>	<b>\$2,081,700</b>	<b>118</b>	<b>\$21,823,755</b>








## Section L - Barrie Secondary Planning Review Area

### Energy Consumption Reduction Plan Summary:

Funds for this initiative are used to gather data and provide energy reduction benchmarks that determine the most energy efficient reduction models to determine future projects.

The chart shows the current projects underway which will provide the energy reduction benchmark data.

**Energy Consumption Reduction Plan**

School Name	Energy Efficient Schools	Energy Conservation 2012 - 2013	Energy Conservation 2012 - 2014	Project	Budget	Funding Source	Status
<b>Barrie Central CI</b>							
<b>Barrie North SS</b>				<b>Window Replacement BAS Set up</b>	<b>\$170,000 \$100,000</b>	<b>Energy Efficient Schools Energy Reserve Stabilization Fund</b>	<b>Complete</b>
<b>Bear Creek SS</b>				<b>Lighting Retrofit BAS Upgrade Mechanical Upgrade</b>	<b>\$330,000 \$105,000 \$18,000</b>	<b>Energy Efficient Schools Energy Reserve Stabilization Fund</b>	<b>Complete Complete</b>
<b>Eastview SS</b>				<b>Lighting Replacement</b>	<b>\$320,000</b>	<b>Energy Efficient Schools</b>	<b>Complete</b>
<b>Innisdale SS</b>				<b>Lighting Retrofit Mechanical Upgrade</b>	<b>\$320,000 \$108,600</b>	<b>Energy Efficient Schools Energy Reserve Stabilization Fund</b>	<b>Complete</b>

## Section L - Barrie Secondary Planning Review Area

### Energy Conservation FIT

This table represents the schools currently with contracts under the FIT 2.0 program as well as those who have submitted applications under the FIT 3.0

School	FIT 2.0	FIT 3.0
	kW	Application
<b>Barrie Central CI</b>		
<b>Barrie North SS</b>		
<b>Bear Creek SS</b>		
<b>Eastview SS</b>		
<b>Innisdale SS</b>		

### EcoSchools

This table represents schools that have certified as an Ontario EcoSchool. Schools may be certified as bronze, silver or gold level.

2008/09	2009/10	2010/11	2011/12	2012/13

















## Section L - Barrie Secondary Planning Review Area

### School Accessibility Summary:

The Accessibility For Ontarians With Disabilities Act requires all public buildings within the province of Ontario to be fully accessible by 2025.

Funding has been used from annual renewal and capital projects. All new schools are constructed to meet the requirements of the Act.

<b>School Name</b>	<b>Site Accessible</b>	<b>School Accessible</b>	<b>Student Washrooms</b>	<b>Staff Washrooms</b>	<b>Special Needs Washroom</b>
Barrie Central CI					
Barrie North SS					
Bear Creek SS					
Eastview SS					
Innisdale SS					



**Is Accessible**

The accessibility symbol indicating the school is accessible does not necessarily mean that the building is fully accessible to the AODA or the Ontario Building Code. This symbol indicates that at least one entrance and washroom is accessible.

## Section L - Barrie Secondary Planning Review Area

### Capital Funding Summary:

Capital funding provides the Board with revenue to construct new schools and additions and renovations in existing schools. These projects are a result of capital priorities approved by the Board and subsequently approved by the Ministry. Funding from this source of revenue has provided the Board the opportunity to construct new growth schools and additions, replace aging and failing buildings, and renovate existing schools.

Since 2007, the Board has received funding approval totaling \$ 246,127,943.

The chart below shows the new school construction, additions and renovations that have been undertaken as a result of this funding. This has resulted in improved learning environments for many students.

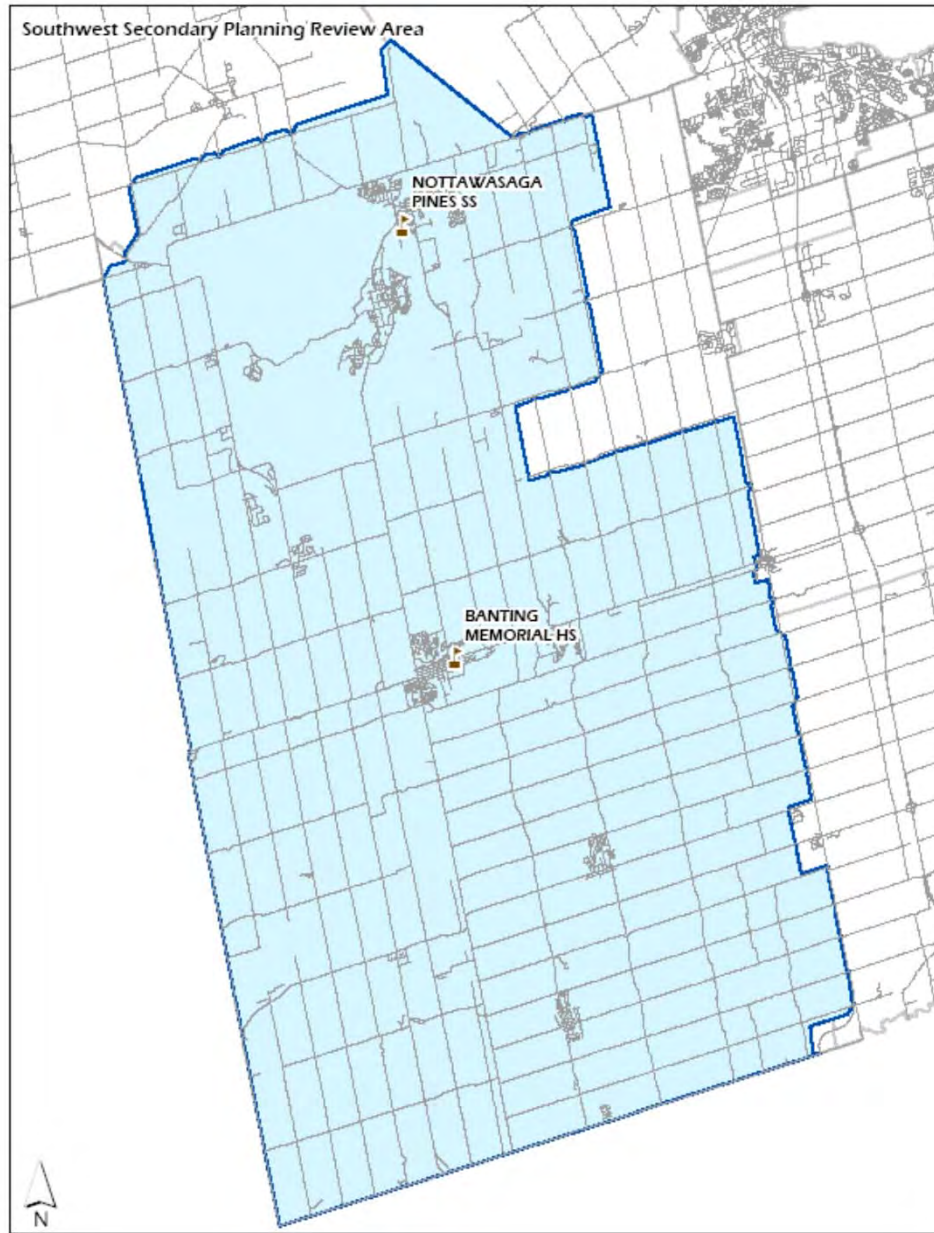
The chart below also shows approved projects and their status.

Capital Projects			
New Schools Funded			
Board Wide Allocation:		\$166,097,555	
Planning Area Allocated:			\$25,991,400
School Name	Proposed Opening Date	Allocated Funding	Status
South Barrie ss	2016	\$25,991,400	Under Design
Additions/Renovations Funded			
Board Wide Allocation:		\$80,030,388	
Planning Area Allocated:			\$8,288,494
School Name	Proposed Opening Date	Allocated Funding	Status
Bear Creek SS	2010	\$8,288,494	Complete

## Section L - Southwest Secondary Planning Review Area

### Enrolment Summary:

Within this review area the overall enrolment is stable. Accommodation pressures have been reduced with the opening of Nottawasaga Pines SS.



## Section L - Southwest Secondary Planning Review Area

### School Utilization Summary:

This chart indicates the school utilization for each school. There are a few portables used because enrolment and school capacity in some of the schools are not aligned.

Enrolment Projections to 2024														
Secondary Enrolment	OTG 13	2012	2013	2014	2015	2016	2017	2018	2019	2020	2021	2022	2023	2024
Banting Memorial HS	1491	1638	1662	1590	1543	1396	1294	1291	1277	1265	1268	1261	1268	1257
Nottawasaga Pines SS	906	744	705	732	743	779	836	859	872	862	884	945	935	919
<b>Total</b>	<b>2397</b>	<b>2382</b>	<b>2367</b>	<b>2323</b>	<b>2286</b>	<b>2175</b>	<b>2130</b>	<b>2151</b>	<b>2148</b>	<b>2127</b>	<b>2152</b>	<b>2206</b>	<b>2203</b>	<b>2176</b>
Pupils Over/Under Capacity		-15	-30	-74	-111	-222	-267	-246	-249	-270	-245	-191	-194	-221

Board Wide Secondary Enrolment: 16,255		Planning Area Enrolment: 2,367		% Utilization :99%
School Name	OTG 2013	# Of Pupils	% Utilization	# Of Portables
Banting Memorial SS	1491	1662	111%	6
Nottawasaga Pines SS	906	705	78%	0

## Section L - Southwest Secondary Planning Review Area

### Program Space Summary:

The programs shown in this chart are county programs and continue to be distributed according to the needs of the student population.

As a result, changes to the location of these programs can occur as required.

September 2014

School Name	Autistic Spectrum Disorder	Life Skills	French	Gifted	Section 23
Banting Memorial SS	--	Yes	Yes	Yes	--
Nottawasaga Pines SS	--	Yes	--	--	--

## Section L - Southwest Secondary Planning Review Area

### Early Learning and Childcare Summary:

This chart summarizes the current locations of the Young Parent programs operating within the schools of the planning area.

Childcare Centre	
School Name	Young Parent Program
Banting Memorial SS	--
Nottawasaga Pines SS	--

## Section L - Southwest Secondary Planning Review Area

### Holding Schools – Closed To Out Of Area Summary:

This chart summarizes schools identified as holding schools for potential growth solutions.

The schools designated as closed to out of area students are the result of holding school status, new schools, and schools reaching septic capacity.

2014/2015 Holding Schools		2014/2015 Schools Closed to Out of Area Students	
Holding At:	Holding For:	School:	Reason for Closure
Banting Memorial SS	--	--	--
Nottawasaga Pines SS	--	--	--



## Section L - Southwest Secondary Planning Review Area

### Capital Renewal Summary:

Variable funding sources have provided an excess of backlogged projects to be completed over recent years which have addressed many high and urgent component replacements throughout the schools.

The chart below indicates by area and school where needs have been focused in recent years which have allowed the high and urgent components to be replaced as required.

Capital Renewal Funding	Stage 1 SCI 2011-2012 Board Allocation: \$3,531,000		Stage 2 SCI 2012-2013 Board Allocation: \$3,559,000		Stage 3 SCI 2013-2014 Board Allocation: \$3,387,000		2011-2012 Annual Renewal Board Allocation: \$7,214,733		2012-2013 Annual Renewal Board Allocation: \$7,133,218		2013-2014 Annual Renewal Board Allocation: \$7,903,000		Deferred Maintenance \$138,328,227	
	# Of Projects	Allocated Funds	# Of Projects	Allocated Funds	# Of Projects	Allocated Funds	# Of Projects	\$ Allocated Funds	# Of Projects	\$ Allocated Funds	# Of Projects	\$ Allocated Funds	# of Items	Funds Required:
Banting Memorial HS	--	--	1	\$98,466	--	--	2	\$85,214	1	\$439,277	1	\$300,000.00	76	\$12,340,595
Nottawasaga Pines SS	--	--	--	--	--	--	--	--	--	--	--	--	--	--
<b>Total</b>	<b>0</b>	<b>\$0</b>	<b>1</b>	<b>\$98,466</b>	<b>0</b>	<b>\$0</b>	<b>2</b>	<b>\$85,214</b>	<b>1</b>	<b>\$439,277</b>	<b>1</b>	<b>\$300,000</b>	<b>76</b>	<b>\$12,340,595</b>

## Section L - Southwest Secondary Planning Review Area

### Energy Consumption Reduction Plan Summary:

Funds for this initiative are used to gather data and provide energy reduction benchmarks that determine the most energy efficient reduction models to determine future projects.

The chart shows the current projects underway which will provide the energy reduction benchmark data.

**Energy Consumption Reduction Plan**

School Name	Energy Efficient Schools	Energy Conservation 2012 - 2013	Energy Conservation 2012 - 2014	Project	Budget	Funding Source	Funding
<b>Banting Memorial SS</b>				<b>BAS Set up</b>	<b>\$169,000</b>	<b>Energy Stabilization Fund</b>	<b>Complete</b>
<b>Nottawasaga Pines SS</b>				<b>Ground Source Heating &amp; Cooling Solar Hot Water and Photovoltaic</b>	<b>\$1,380,000</b>	<b>Renewable Energy Funding</b>	<b>Complete</b>

## Section L - Southwest Secondary Planning Review Area

### Energy Conservation FIT

This table represents the schools currently with contracts under the FIT 2.0 program as well as those who have submitted applications under the FIT 3.0

	FIT 2.0	FIT 3.0
School	kW	Application
Banting Memorial SS		
Nottawasaga Pines SS		

### EcoSchools

This table represents schools that have certified as an Ontario EcoSchool. Schools may be certified as bronze, silver or gold level.

2008/09	2009/10	2010/11	2011/12	2012/13








## Section L - Southwest Secondary Planning Review Area

### School Accessibility Summary:

The Accessibility For Ontarians With Disabilities Act requires all public buildings within the province of Ontario to be fully accessible by 2025.

Funding has been used from annual renewal and capital projects. All new schools are constructed to meet the requirements of the Act.

The chart below indicates the accessibility status of the schools within the planning area.

<i><b>School Name</b></i>	<i><b>Site Accessible</b></i>	<i><b>School Accessible</b></i>	<i><b>Student Washrooms</b></i>	<i><b>Staff Washrooms</b></i>	<i><b>Special Needs Washroom</b></i>
Banting Memorial SS					
Nottawasaga Pines SS					

 **Is Accessible**

The accessibility symbol indicating the school is accessible does not necessarily mean that the building is fully accessible to the AODA or the Ontario Building Code. This symbol indicates that at least one entrance and washroom is accessible.

## Section L - Southwest Secondary Planning Review Area

### Capital Funding Summary:

Capital funding provides the Board with revenue to construct new schools and additions and renovations in existing schools. These projects are a result of capital priorities approved by the Board and subsequently approved by the Ministry. Funding from this source of revenue has provided the Board the opportunity to construct new growth schools and additions, replace aging and failing buildings, and renovate existing schools.

Since 2007, the Board has received funding approval totaling \$246,127,943.

The chart below shows the new school construction, additions and renovations that have been undertaken as a result of this funding. This has resulted in improved learning environments for many students.

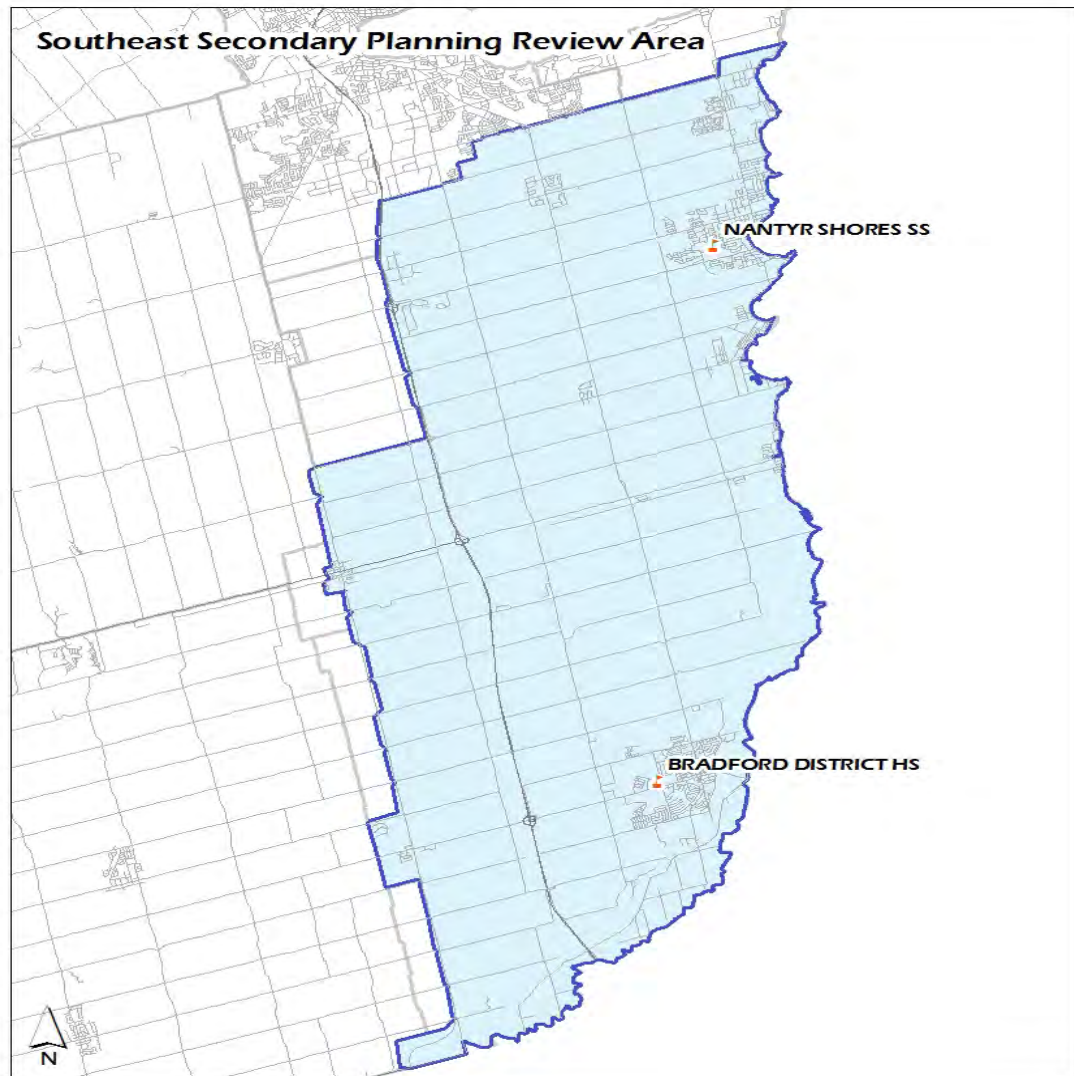
The chart below also shows approved projects and their status.

Capital Projects			
New Schools Funded			
Board Wide Allocation:		\$166,097,555	
Planning Area Allocated:			\$25,253,334
School Name	Proposed Opening Date	Allocated Funding	Status
Nottawasaga Pines SS	2011	\$25,253,334	Complete
Additions/Renovations Funded			
Board Wide Allocation:		\$80,030,388	
Planning Area Allocated:			\$0
School Name	Proposed Opening Date	Allocated Funding	Status

## Section L - Southeast Secondary Planning Review Area

### Enrolment Summary:

Within this review area enrolment is stable.



## Section L - Southeast Secondary Planning Review Area

### School Utilization Summary:

This chart indicates the school utilization for each school. There are a few portables used because enrolment and school capacity in the schools are aligned.

Enrolment Projections to 2024														
Secondary Enrolment	OTG 13	2012	2013	2014	2015	2016	2017	2018	2019	2020	2021	2022	2023	2024
Bradford District HS	1113	997	1038	1063	1135	1131	1180	1217	1220	1307	1393	1495	1604	1689
Nantyr Shores SS	1152	1237	1210	1203	1164	1147	1102	1127	1186	1198	1212	1165	1128	1129
<b>Total</b>	<b>2265</b>	<b>2234</b>	<b>2248</b>	<b>2266</b>	<b>2298</b>	<b>2278</b>	<b>2282</b>	<b>2345</b>	<b>2406</b>	<b>2504</b>	<b>2605</b>	<b>2661</b>	<b>2732</b>	<b>2818</b>
Pupils Over/Under Capacity		-31	-17	1	33	13	17	80	141	239	340	396	467	553

Board Wide Secondary Enrolment: 16255		Planning Area Enrolment: 2,248		% Utilization: 99%	
School Name	OTG 2013	# Of Pupils	% Utilization	# Of Portables	
Bradford DHS	1113	1038	93%	0	
Nantyr Shores SS	1152	1210	105%	3	

## Section L - Southeast Secondary Planning Review Area

### Program Space Summary:

The programs shown in this chart are county programs and continue to be distributed according to the needs of the student population.

As a result, changes to the location of these programs can occur as required.

**September 2014**

School Name	Autistic Spectrum Disorder	Life Skills	French	Gifted	Section 23
Bradford DHS		Yes	Yes	--	Yes
Nantyr Shores SS		Yes	Yes	--	--



## Section L - Southeast Secondary Planning Review Area

### Early Learning and Childcare Summary:

This chart summarizes the current locations of the Young Parent programs operating within the schools of the planning area.

Childcare Centre	
School Name	Young Parent Program
Bradford DHS	--
Nantyr Shores SS	--

## Section L - Southeast Secondary Planning Review Area

### Holding Schools – Closed To Out Of Area Summary:

This chart summarizes schools identified as holding schools for potential growth solutions.

The schools designated as closed to out of area students are the result of holding school status, new schools, and schools reaching septic capacity.

2014/2015 Holding Schools		2014/2015 Schools Closed to Out of Area Students	
Holding At:	Holding For:	School:	Reason for Closure
Bradford DHS	--	--	--
Nantyr Shores SS	--	--	--

## Section L - Southeast Secondary Planning Review Area

### Capital Renewal Summary:

Variable funding sources have provided an excess of backlogged projects to be completed over recent years which have addressed many high and urgent component replacements throughout the schools.

The chart below indicates by area and school where needs have been focused in recent years which have allowed the high and urgent components to be replaced as required.

Capital Renewal Funding	Stage 1 SCI 2011-2012 Board Allocation: \$3,531,000		Stage 2 SCI 2012-2013 Board Allocation: \$3,559,000		Stage 3 SCI 2013-2014 Board Allocation: \$3,387,000		2011-2012 Annual Renewal Board Allocation: \$7,214,733		Renewal Board Allocation: \$7,133,218		Renewal Board Allocation: \$7,903,000		Deferred Maintenance \$138,328,227	
	# Of Projects	\$ Allocated Funds	# Of Projects	\$ Allocated Funds	# Of Projects	\$ Allocated Funds	# Of Projects	\$ Allocated Funds	# Of Projects	\$ Allocated Funds	# Of Projects	\$ Allocated Funds	# of Items	Funds Required:
Nantyr Shores SS	--	--	--	--	--	--	--	--	1	\$23,011.54	--	--	22	\$883,570
Bradford District HS	--	--	--	--	1	\$900,000.00	2	\$857,182.28	1	\$731,846.42	1	\$575,000.00	21	\$1,325,768
<b>Total</b>	<b>0</b>	<b>\$0</b>	<b>0</b>	<b>\$0</b>	<b>1</b>	<b>\$900,000</b>	<b>2</b>	<b>\$857,182</b>	<b>2</b>	<b>\$754,858</b>	<b>1</b>	<b>\$575,000</b>	<b>43</b>	<b>\$2,209,338</b>



## Section L - Southeast Secondary Planning Review Area

### Energy Consumption Reduction Plan Summary:

Funds for this initiative are used to gather data and provide energy reduction benchmarks that determine the most energy efficient reduction models to determine future projects.

The chart shows the current projects underway which will provide the energy reduction benchmark data.

**Energy Consumption Reduction Plan**

School Name	Energy Efficient Schools	Energy Conservation 2012 - 2013	Energy Conservation 2012 - 2014	Project	Budget	Funding Source	Status
Bradford DHS				BAS Replacement	\$350,000	Energy Efficient Schools	Complete
				Lighting Retrofit	\$120,000		Complete
Nantyr Shores SS				Lighting Retrofit	\$225,000	Energy Efficient Schools	Complete
				BAS Upgrade	\$175,000		Complete
				Mechanical Upgrade	\$300,000	Energy Reserve Stabilization Fund	Complete
				Mechanical Retrofit	\$179,000		Complete

## Section L - Southeast Secondary Planning Review Area

### Energy Conservation FIT

This table represents the schools currently with contracts under the FIT 2.0 program as well as those who have submitted applications under the FIT 3.0

School	FIT 2.0	FIT 3.0
	kW	Application
<b>Bradford DHS</b>		
<b>Nantyr Shores SS</b>	<b>250</b>	

### EcoSchools

This table represents schools that have certified as an Ontario EcoSchool. Schools may be certified as bronze, silver or gold level.

2008/09	2009/10	2010/11	2011/12	2012/13
				
				

## Section L - Southeast Secondary Planning Review Area

### School Accessibility Summary:

The Accessibility For Ontarians With Disabilities Act requires all public buildings within the province of Ontario to be fully accessible by 2025.

Funding has been used from annual renewal and capital projects. All new schools are constructed to meet the requirements of the Act.

The chart below indicates the accessibility status of the schools within the planning area.

<i><b>School Name</b></i>	<i><b>Site Accessible</b></i>	<i><b>School Accessible</b></i>	<i><b>Student Washrooms</b></i>	<i><b>Staff Washrooms</b></i>	<i><b>Special Needs Washroom</b></i>
Bradford DHS					
Nantyr Shores SS					



**Is Accessible**

The accessibility symbol indicating the school is accessible does not necessarily mean that the building is fully accessible to the AODA or the Ontario Building Code. This symbol indicates that at least one entrance and washroom is accessible.

## Section L - Southeast Secondary Planning Review Area

### Capital Funding Summary:

Capital funding provides the Board with revenue to construct new schools and additions and renovations in existing schools. These projects are a result of capital priorities approved by the Board and subsequently approved by the Ministry. Funding from this source of revenue has provided the Board the opportunity to construct new growth schools and additions, replace aging and failing buildings, and renovate existing schools.

Since 2007, the Board has received funding approval totaling \$246,127,943.

The chart below shows the new school construction, additions and renovations that have been undertaken as a result of this funding. This has resulted in improved learning environments for many students.

The chart below also shows approved projects and their status.

Capital Projects			
New Schools Funded			
Board Wide Allocation:		\$166,097,555	
Planning Area Allocated:			\$0
School Name	Proposed Opening Date	Allocated Funding	Status
Additions/Renovations Funded			
Board Wide Allocation:		\$80,030,388	
Planning Area Allocated:			\$5,392,834
School Name	Proposed Opening Date	Allocated Funding	Status
Bradford DHS	2008	\$5,392,834	Complete